

REPUBLIC OF THE PHILIPPINES  
**NATIONAL POWER CORPORATION**  
(Pambansang Korporasyonsa Elektrisidad)

## **BID DOCUMENTS**

**Name of Project :** CONSTRUCTION OF LAKEBANK, RIVERBANK  
PROTECTION AND NURSERY FACILITIES AT  
LANAO DEL SUR IN FOUR (4) PACKAGES.

**Location :** LANA DEL SUR

**Specs No. :** MinP24Z1750Sc

**Contents:**


SECTION I	- INVITATION TO BID
SECTION II	- INSTRUCTIONS TO BIDDERS
SECTION III	- BID DATA SHEET
SECTION IV	- GENERAL CONDITIONS OF CONTRACT
SECTION V	- SPECIAL CONDITIONS OF CONTRACT
SECTION VI	- TECHNICAL SPECIFICATIONS
SECTION VII	- BILL OF QUANTITIES
SECTION VIII	- BIDDING FORMS
SECTION IX	- BID DRAWINGS

Design and Development Department



# **SECTION I**

# **INVITATION TO BID**



# National Power Corporation

## INVITATION TO BID

### PUBLIC BIDDING – BCS 2024-0488

1. The NATIONAL POWER CORPORATION (NPC), through its approved Corporate Budget of CY 2024 intends to apply the sum of **(Please see schedule below)** being the Approved Budget for the Contract (ABC) to payments under the contract. Bids received in excess of the ABC shall be automatically rejected at Bid opening.

PR Nos./PB Ref No. & Description	Similar Contracts	Pre-bid Conference	Bid Submission / Opening	ABC/ Amt. of Bid Docs
S4-PIC24-025 / S4-PIC24-026 / S4-PIC24-027 / S4-PIC24-028 / PB240730-JD00346  Construction of Lakebank, Riverbank Protection and Nursery Facilities at Lanao Del Sur in Four (4) Packages  • PCAB License: License Category of at least <b>“Category D – General Building”</b> and registration classification of at least <b>“Small B – Building and Industrial Plant”</b> or at least <b>“Category D – General Engineering”</b> and registration classification of at least <b>“Small B – Irrigation and Flood Control”</b>	Construction / Rehabilitation of Slope Protection, Slope Stabilization or Riprap Works or Construction of Warehouse, Office, Residential, Storage, Commercial Building or any reinforced concrete structure	18 July 2024 9:30 A.M.	30 July 2024 9:30 A.M.	<b>For All Packages:</b> ₱ 29,412,005.00 / ₱ 25,000.00
<b>Package I:</b> Construction of Riverbank Protection at Brgy. Bandera Buisan, Taraka, Lanao Del Sur (Construction of 3 River Wall with Laundry Shed at Taraka, Lanao Del Sur)				₱ 5,680,000.00 / ₱ 10,000.00
<b>Package II:</b> Construction of Lakebank Protection at Tamparan, Lanao Del Sur (Construction of Poblacion Lakewall on Tamparan, Lanao Del Sur)				₱ 2,996,000.00 / ₱ 5,000.00
<b>Package III:</b> Construction of Lakebank Protection and Nursery Facilities at Balindong, Lanao Del Sur (Construction of Lakewall & Nursery Complex at Balindong, Lanao Del Sur)				₱ 10,750,000.00 / ₱ 25,000.00
<b>Package IV:</b> Construction of Riverbank Protection at Bubong-Ramain River, Lanao Del Sur (Construction of Concrete River Wall in Bubong-Ramain River, Bubong, Lanao Del Sur)				₱ 9,986,005.00 / ₱ 10,000.00
Venue: Kañao Function Room, NPC Bldg. Diliman, Quezon City.				

2. The NPC now invites bids for Items listed above. Delivery of the Goods is required (**see table below**) specified in the Technical Specifications. Bidders should have completed, within (**see table below**) from the date of submission and receipt of bids, a contract similar to the Project. The description of an eligible bidder is contained in the Bidding Documents, particularly, in Section II. (Instruction to Bidders).

PR No/s. / PB Ref No/s.	Delivery Period / Contract Duration	Relevant Period of SLCC reckoned from the date of submission & receipt of bids
Package I	Ninety (90) Calendar Days	
Package II	Ninety (90) Calendar Days	
Package III	One Hundred Fifty (150) Calendar Days	
Package IV	One Hundred Twenty (120) Calendar Days	

3. Bidding will be conducted through open competitive bidding procedures using a non-discretionary "pass/fail" criterion as specified in the 2016 revised Implementing Rules and Regulations (IRR) of Republic Act (RA) No. 9184.

Bidding is restricted to Filipino citizens/sole proprietorships, partnerships, or organizations with at least sixty percent (60%) interest or outstanding capital stock belonging to citizens of the Philippines, and to citizens or organizations of a country the laws or regulations of which grant similar rights or privileges to Filipino citizens, pursuant to RA 5183.

4. Prospective Bidders may obtain further information from National Power Corporation, Bids and Contracts Services Division and inspect the Bidding Documents at the address given below during office hours (8:00AM to 5:00PM), Monday to Friday.
5. A complete set of Bidding Documents may be acquired by interested Bidders from the given address and website(s) and upon payment of the applicable fee for the Bidding Documents, pursuant to the latest Guidelines issued by the GPPB. Bidding fee may be refunded in accordance with the guidelines based on the grounds provided under Section 41 of R.A. 9184 and its Revised IRR.
6. The National Power Corporation will hold Pre-Bid Conference (**see table above**) and/or through video conferencing or webcasting which shall be open to prospective bidders. Only registered bidder/s shall be allowed to participate in the conduct of virtual pre-bid conference. **Unregistered bidders** may attend the Pre-Bid Conference at the Kañao Room, NPC subject to the following:
- Only a maximum of two (2) representatives from each bidder / company shall be allowed to participate during the virtual pre-bid conference.
  - Wearing of Face Masks is recommended but not required in view of Proclamation No. 297 S.2023 lifting the State of Public Health Emergency Throughout the Philippines
  - The requirements herein stated including the medium of submission shall be subject to GPPB Resolution No. 09-2020 dated 07 May 2020
  - The Guidelines on the Implementation of Early Procurement Activities (EPA) shall be subject to GPPB Circular No. 06-2019 dated 17 July 2019
7. Bids must be duly received by the BAC Secretariat through (i) manual submission at the office address indicated below; (ii) online or electronic submission before the specified time stated in the table above for opening of bids. Late bids shall not be accepted.
8. All Bids must be accompanied by a bid security in any of the acceptable forms and in the amount stated in ITB Clause 14.
9. Bid opening shall be in the Kañao Function Room, NPC Head Office, Diliman, Quezon City and/or via online platform to be announced by NPC. Bids will be opened in the presence of the bidders' representatives who choose to attend the activity.


10. The National Power Corporation reserves the right to reject any and all bids, declare a failure of bidding, or not award the contract at any time prior to contract award in accordance with Sections 35.6 and 41 of the 2016 revised IRR of R.A. No. 9184, without thereby incurring any liability to the affected bidder or bidders.

11. For further information, please refer to:

**Bids and Contracts Services Division,  
Logistics Department**  
Gabriel Y. Itchon Building  
Senator Miriam P. Defensor-Santiago Ave. (formerly BIR Road)  
Cor. Quezon Ave., Diliman, Quezon City, 1100  
Tel Nos.: Tel Nos.: 8921-3541 local 5564/5713  
Email: [bcsd@napocor.gov.ph](mailto:bcsd@napocor.gov.ph) /

12. You may visit the following websites:

For downloading of Bidding Documents: <https://www.napocor.gov.ph/bcsd/bids.php>

  
**ATTY. MELCHOR P. RIDULME**  
Sr. Vice President & COO and  
Chairman, Bids and Awards Committee

# **SECTION II**

# **INSTRUCTIONS TO BIDDERS**



**SECTION II - INSTRUCTIONS TO BIDDERS****TABLE OF CONTENTS**

<b><u>CLAUSE NO.</u></b>	<b><u>TITLE</u></b>	<b><u>PAGE NO.</u></b>
1.	SCOPE OF BID .....	1
2.	FUNDING INFORMATION .....	1
3.	BIDDING REQUIREMENTS.....	1
4.	CORRUPT, FRAUDULENT, COLLUSIVE, COERCIVE, AND OBSTRUCTIVE PRACTICES .....	1
5.	ELIGIBLE BIDDERS .....	1
6.	ORIGIN OF ASSOCIATED GOODS .....	2
7.	SUBCONTRACTS.....	2
8.	PRE-BID CONFERENCE .....	2
9.	CLARIFICATION AND AMENDMENT OF BIDDING DOCUMENTS.....	2
10.	DOCUMENTS COMPRISING THE BID: ELIGIBILITY AND TECHNICAL COMPONENTS .....	3
11.	DOCUMENTS COMPRISING THE BID: FINANCIAL COMPONENT .....	3
12.	ALTERNATIVE BIDS .....	3
13.	BID PRICES .....	4
14.	BID AND PAYMENT CURRENCIES.....	4
15.	BID SECURITY.....	4
16.	SEALING AND MARKING OF BIDS .....	4
17.	DEADLINE FOR SUBMISSION OF BIDS.....	5
18.	OPENING AND PRELIMINARY EXAMINATION OF BIDS .....	5
19.	DETAILED EVALUATION AND COMPARISON OF BIDS.....	5
20.	POST QUALIFICATION .....	5
21.	SIGNING OF THE CONTRACT .....	5

## SECTION II – INSTRUCTIONS TO BIDDERS

**SECTION II - INSTRUCTIONS TO BIDDERS****1. Scope of Bid**

NPC invites Bids for the **CONSTRUCTION OF LAKEBANK, RIVERBANK PROTECTION AND NURSERY FACILITIES AT LANA DEL SUR IN FOUR (4) PACKAGES**, with Project Identification Number **MinP24Z1750Sc**.

The Procurement Project (referred to herein as "Project") are grouped in **Four (4) Package/Lots** specified in Section VI - Technical Specifications and Section VII – Bill of Quantities. Bidders shall have the option of submitting a proposal on any or all Package and evaluation and contract award will be undertaken on a per Package basis. Packages shall not be divided further for the purpose of bidding, evaluation, and contract award.

**2. Funding Information**

The GOP through the source of funding as indicated below for CY 2024 in the amount specified in the Invitation to Bid. The source of funding is the proposed Corporate Operating Budget of the National Power Corporation (NPC).

**3. Bidding Requirements**

The Bidding for the Project shall be governed by all the provisions of RA No. 9184 and its 2016 revised IRR, including its Generic Procurement Manual and associated policies, rules and regulations as the primary source thereof, while the herein clauses shall serve as the secondary source thereof.

Any amendments made to the IRR and other GPPB issuances shall be applicable only to the ongoing posting, advertisement, or invitation to bid by the BAC through the issuance of a supplemental or bid bulletin.

The Bidder, by the act of submitting its Bid, shall be deemed to have inspected the site, determined the general characteristics of the contracted Works and the conditions for this Project, such as the location and the nature of the work; (b) climatic conditions; (c) transportation facilities; (c) nature and condition of the terrain, geological conditions at the site communication facilities, requirements, location and availability of construction aggregates and other materials, labor, water, electric power and access roads; and (d) other factors that may affect the cost, duration and execution or implementation of the contract, project, or work and examine all instructions, forms, terms, and project requirements in the Bidding Documents.

**4. Corrupt, Fraudulent, Collusive, Coercive, and Obstructive Practices**

The Procuring Entity, as well as the Bidders and Contractors, shall observe the highest standard of ethics during the procurement and execution of the contract. They or through an agent shall not engage in corrupt, fraudulent, collusive, coercive, and obstructive practices defined under Annex "I" of the 2016 revised IRR of RA No. 9184 or other integrity violations in competing for the Project.

**5. Eligible Bidders**

- 5.1. Only Bids of Bidders found to be legally, technically, and financially capable will be evaluated.



## SECTION II – INSTRUCTIONS TO BIDDERS

- 5.2. The bidder must have completed an SLCC that is similar to the contract to be bid, and whose value, adjusted to current prices using the PSA consumer price indices, must be at least fifty percent (50%) of the ABC to be bid: Provided, however, That contractors under Small A and Small B categories without similar experience on the contract to be bid may be allowed to bid if the cost of such contract is not more than the Allowable Range of Contract Cost (ARCC) of their registration based on the guidelines as prescribed by the PCAB. For Foreign-funded Procurement, the GoP and the foreign government/foreign or international financing institution may agree on another track record requirement.

A contract is considered to be “similar” to the contract to be bid if it has the major categories of work stated in the **BDS**.

- 5.3. For Foreign-funded Procurement, the Procuring Entity and the foreign government/foreign or international financing institution may agree on another track record requirement, as specified in the Bidding Document prepared for this purpose.
- 5.4. The Bidders shall comply with the eligibility criteria under Section 23.4.2 of the 2016 IRR of RA No. 9184.

## 6. Origin of Associated Goods

There is no restriction on the origin of Goods other than those prohibited by a decision of the UN Security Council taken under Chapter VII of the Charter of the UN.

## 7. Subcontracts

- 7.1. The Bidder may subcontract portions of the Project to the extent allowed by the Procuring Entity as stated herein, but in no case more than fifty percent (50%) of the Project.
- 7.2. The Bidder must submit together with its Bid the documentary requirements of the subcontractor(s) complying with the eligibility criterial stated in ITB Clause 5 in accordance with Section 23.4 of the 2016 revised IRR of RA No. 9184 pursuant to Section 23.1 thereof.
- 7.3. Subcontracting of any portion of the Project does not relieve the Contractor of any liability or obligation under the Contract. The Supplier will be responsible for the acts, defaults, and negligence of any subcontractor, its agents, servants, or workmen as fully as if these were the Contractor's own acts, defaults, or negligence, or those of its agents, servants, or workmen.

## 8. Pre-Bid Conference

The Procuring Entity will hold a pre-bid conference for this Project on the specified date and time and either at its physical address and/or through videoconferencing/webcasting) as indicated in paragraph 6 of the **IB**.

## 9. Clarification and Amendment of Bidding Documents

Prospective bidders may request for clarification on and/or interpretation of any part of the Bidding Documents. Such requests must be in writing and received by the Procuring Entity, either at its given address or through electronic mail indicated in the

## SECTION II – INSTRUCTIONS TO BIDDERS

**IB**, at least ten (10) calendar days before the deadline set for the submission and receipt of Bids.

## 10. Documents Comprising the Bid: Eligibility and Technical Components

- 10.1. The first envelope shall contain the eligibility and technical documents of the Bid as specified in **Form NPCSF-INFR-01 - Checklist of Technical and Financial Documents, Section VIII - Bidding Forms**.
- 10.2. If the eligibility requirements or statements, the bids, and all other documents for submission to the BAC are in foreign language other than English, it must be accompanied by a translation in English, which shall be authenticated by the appropriate Philippine foreign service establishment, post, or the equivalent office having jurisdiction over the foreign bidder's affairs in the Philippines. For Contracting Parties to the Apostille Convention, only the translated documents shall be authenticated through an apostille pursuant to GPPB Resolution No. 13-2019 dated 23 May 2019. The English translation shall govern, for purposes of interpretation of the bid.
- 10.3. A valid PCAB License is required, and in case of joint ventures, a valid special PCAB License, and registration for the type and cost of the contract for this Project. Any additional type of Contractor license or permit shall be indicated in the **BDS**.
- 10.4. A List of Contractor's key personnel (e.g., Project Manager, Project Engineers, Materials Engineers, and Foremen) assigned to the contract to be bid, with their complete qualification and experience data shall be provided. These key personnel must meet the required minimum years of experience set in the **BDS**.
- 10.5. A List of Contractor's major equipment units, which are owned, leased, and/or under purchase agreements, supported by proof of ownership, certification of availability of equipment from the equipment lessor/vendor for the duration of the project, as the case may be, must meet the minimum requirements for the contract set in the **BDS**.

## 11. Documents Comprising the Bid: Financial Component

- 11.1. The second bid envelope shall contain the financial documents for the Bid as specified in **Form NPCSF-INFR-01 - Checklist of Technical and Financial Documents, Section VIII - Bidding Forms**.
- 11.2. Any bid exceeding the ABC indicated in paragraph 1 of the **IB** shall not be accepted.
- 11.3. For Foreign-funded procurement, a ceiling may be applied to bid prices provided the conditions are met under Section 31.2 of the 2016 revised IRR of RA No. 9184.

## 12. Alternative Bids

Bidders shall submit offers that comply with the requirements of the Bidding Documents, including the basic technical design as indicated in the drawings and specifications. Unless there is a value engineering clause in the **BDS**, alternative Bids shall not be accepted.

## SECTION II – INSTRUCTIONS TO BIDDERS

**13. Bid Prices**

All bid prices for the given scope of work in the Project as awarded shall be considered as fixed prices, and therefore not subject to price escalation during contract implementation, except under extraordinary circumstances as determined by the NEDA and approved by the GPPB pursuant to the revised Guidelines for Contract Price Escalation guidelines.

**14. Bid and Payment Currencies**

14.1. Bid prices may be quoted in the local currency or tradeable currency accepted by the BSP at the discretion of the Bidder. However, for purposes of bid evaluation, Bids denominated in foreign currencies shall be converted to Philippine currency based on the exchange rate as published in the BSP reference rate bulletin on the day of the bid opening.

14.2. Payment of the contract price shall be made in Philippine Pesos.

**15. Bid Security**

15.1. The Bidder shall submit a Bid Securing Declaration or any form of Bid Security in the amount indicated in the **BDS**, which shall be not less than the percentage of the ABC in accordance with the schedule in the **BDS**.

15.2. The Bid and bid security shall be valid until **One Hundred Twenty (120) calendar days** from the date of opening of bids. Any bid not accompanied by an acceptable bid security shall be rejected by the Procuring Entity as non-responsive.

**16. Sealing and Marking of Bids**

Bidders shall submit bids in the following manner:

- a. For one package, Bidder(s) shall submit the following documents:
  - First Envelope containing one (1) copy of the Technical Component (Eligibility and Technical documents)
  - Second Envelope containing one (1) copy of the Financial Component
- b. For two (2) or more packages, Bidder(s) shall submit the following documents:
  - First Envelope containing one (1) copy of the Technical Component (Eligibility and Technical documents)
  - Second Envelope containing one (1) copy of the Financial Component with proper markings **FOR EACH PACKAGE**

The Procuring Entity may request additional hard copies and/or electronic copies of the Bid. However, failure of the Bidders to comply with the said request shall not be a ground for disqualification.

If the Procuring Entity allows the submission of bids through online submission to the given website or any other electronic means, the Bidder shall submit an electronic copy of its Bid, which must be digitally signed. An electronic copy that cannot be opened or is corrupted shall be considered non-responsive and, thus, automatically disqualified.

Bidders must also comply with the Disclaimer and Data Privacy Notice specified in the **BDS**.

## SECTION II – INSTRUCTIONS TO BIDDERS

**17. Deadline for Submission of Bids**

The Bidders shall submit on the specified date and time and either at its physical address or through online submission as indicated in paragraph 7 of the **IB**.

**18. Opening and Preliminary Examination of Bids**

18.1. The BAC shall open the Bids in public at the time, on the date, and at the place specified in paragraph 9 of the **IB**. The Bidders' representatives who are present shall sign a register evidencing their attendance. In case videoconferencing, webcasting or other similar technologies will be used, attendance of participants shall likewise be recorded by the BAC Secretariat. In case the Bids cannot be opened as scheduled due to justifiable reasons, the rescheduling requirements under Section 29 of the 2016 revised IRR of RA No. 9184 shall prevail.

18.2. The preliminary examination of Bids shall be governed by Section 30 of the 2016 revised IRR of RA No. 9184.

**19. Detailed Evaluation and Comparison of Bids**

19.1. The Procuring Entity's BAC shall immediately conduct a detailed evaluation of all Bids rated "*passed*" using non-discretionary pass/fail criteria. The BAC shall consider the conditions in the evaluation of Bids under Section 32.2 of 2016 revised IRR of RA No. 9184.

19.2. If the Project allows partial bids, all Bids and combinations of Bids as indicated in the **BDS** shall be received by the same deadline and opened and evaluated simultaneously so as to determine the Bid or combination of Bids offering the lowest calculated cost to the Procuring Entity. Bid Security as required by **ITB** Clause 15 shall be submitted for each contract (lot) separately.

19.3. In all cases, the NFCC computation pursuant to Section 23.4.2.6 of the 2016 revised IRR of RA No. 9184 must be sufficient for the total of the ABCs for all the lots participated in by the prospective Bidder.

**20. Post Qualification**

Within a non-extendible period of five (5) calendar days from receipt by the Bidder of the notice from the BAC that it submitted the Lowest Calculated Bid, the Bidder shall submit its latest income and business tax returns filed and paid through the BIR Electronic Filing and Payment System (eFPS), and other appropriate licenses and permits required by law and stated in the **BDS**.

**21. Signing of the Contract**

The documents required in Section 37.2 of the 2016 revised IRR of RA No. 9184 shall form part of the Contract. Additional Contract documents are indicated in the **BDS**.

# **SECTION III**

# **BID DATA SHEET**

## SECTION III - BID DATA SHEET

## SECTION III - BID DATA SHEET

ITB Clause	
5.2	<p>Bidder's track record requirement shall be as follows:</p> <p>a) For Bidder(s) who will submit bids for one (1) Package only, the track record requirement is a single completed contract that is similar to this project with a contract amount equivalent to at least Fifty Percent (50%) of the ABC of the Package the bidder is participating in, adjusted to current prices using the Philippine Statistics Authority (PSA) consumer price index at the time of the bidding.</p> <p>b) For Bidder(s) who will submit bids for two (2) or more Packages, the track record requirement is a single completed contract that is similar to this Project with a contract amount equivalent to at least Fifty Percent (50%) of the highest ABC of the Packages the bidder wishes to participate in, adjusted to current prices using the Philippine Statistics Authority (PSA) consumer price index at the time of the bidding.</p> <p>For this purpose, contracts similar to the Project refers to projects involving construction/rehabilitation of slope protection, slope stabilization or riprap works OR construction of warehouse, office, residential, storage, commercial building or any reinforced concrete structure.</p> <p>The Single Largest Completed Contract (SLCC) as declared by the bidder shall be verified and validated to ascertain such completed contract. Hence, bidders must ensure access to sites of such projects/equipment to NPC representatives for verification and validation purposes during post-qualification process.</p> <p>It shall be a ground for disqualification, if verification and validation cannot be conducted for reasons attributable to the Bidder.</p> <p>For the procurement of goods in several items, lots or packages, a bidder may bid for two (2) or some or all items, lots or packages. The NFCC shall be at least equal to the ABCs of the particular items, lots or packages the bidder has participated in. In the event the NFCC of the bidder is insufficient vis-à-vis the sum of the ABCs of the items, lots or packages bid for, NPC has the option to select which items, lots or packages shall be considered for award.</p>
7.1	<p>Only a maximum of fifty percent (50%) of the Works may be subcontracted. All Subcontractors must be approved by NPC.</p>
10.1	<p>The prospective bidder shall submit a valid and updated Certificate of PhilGEPs Registration under Platinum Membership (all pages including the Annex A of the said Certificate). <b>Non-compliance shall be a ground for disqualification.</b></p> <p>The list of on-going contracts (Form No. NPCSF-INFR-02) shall be supported by the following documents for each on-going contract to be submitted during Post-Qualification:</p> <p>1. Contract/Purchase Order and/or Notice of Award</p>

## SECTION III – BID DATA SHEET

	<p>2. Certification coming from the project owner/client that the performance is satisfactory as of the bidding date/signed Status Report as of the bidding date from Bureau of Construction containing relevant details of slippage, if any, for the declared on-going contracts with Department of Public Works and Highways (DPWH)</p> <p>The bidder shall declare in this form all his on-going government and private contracts including contracts where the bidder (either as individual or as a Joint Venture) is a partner in a Joint Venture agreement other than his current joint venture where he is a partner. Non declaration will be a ground for disqualification of bid.</p> <p>The Statement of the bidder's Single Largest Completed Contract (SLCC) similar to the contract to be bid (Form No. NPCSF-INFR-03) shall be supported by the following documents to be submitted during Bid Opening:</p> <p>1. Owner's Certificate of Final Acceptance issued by the project owner other than the contractor or a final rating of at least Satisfactory in the Constructors Performance Evaluation System (CPES). In case of contracts with the private sector, an equivalent document (Ex. Official Receipt or Sales Invoice) shall be submitted.</p> <p>NOTE: If the Bidder has no Single Largest Completed Contract (SLCC)/similar experience on the contract to be bid pursuant to ITB Clause 5.2, the SLCC Form (Form No. NPCSF-INFR-03) shall still be submitted and the Bidder shall indicate <i>"NONE – PCAB License Category D, Registration Classification – Small B"</i></p>
10.3	<p>The required License issued by the Philippine Contractors Accreditation Board (PCAB): License Category of at least <b>"CATEGORY D – GENERAL BUILDING"</b> and registration classification of at least <b>"SMALL B – BUILDING AND INDUSTRIAL PLANT"</b> or at least <b>"CATEGORY D – GENERAL ENGINEERING"</b> and registration classification of at least <b>"SMALL B – IRRIGATION AND FLOOD CONTROL"</b>.</p>
10.4	<p>The list of key personnel shall include the following minimum requirements <b><u>FOR EACH PACKAGE:</u></b></p> <p><b>a. One (1) Project/Site Engineer</b></p> <p>Registered Civil Engineer who had supervised at least a project similar in nature as to the type of the proposed project within the last 10 years. Must have 3 years professional as Civil Engineer on similar project</p> <p><b>b. One (1) Materials Engineer</b></p> <p>Registered Civil Engineer with valid accreditation from the Department of Public Works and Highways (DPWH) as Materials Engineer I</p> <p><b>c. One (1) Safety Officer 2</b></p> <p>Construction Safety Officer who has completed at least forty (40) hours of Construction Safety and Health Training (COSH) from Occupational Safety and Health Center (OSHC) or Safety Training Organizations (STOs) accredited by the Department of Labor and Employment (DOLE)</p> <p>The above key personnel must either be employed by the Bidder or contracted by the Bidder to be employed for the contract to be bid.</p>

## SECTION III – BID DATA SHEET

10.5	<p>The list of construction equipment (owned or leased) shall include the following minimum requirements: <b>FOR EACH PACKAGE</b></p> <table><tr><td>a. Cargo Truck (at least 6 – 8 Tons Capacity)</td><td>-</td><td>1 unit</td></tr><tr><td>b. Excavator</td><td>-</td><td>1 unit</td></tr><tr><td>c. Concrete Mixer (at least 1 bagger)</td><td>-</td><td>1 unit</td></tr><tr><td>d. Service Vehicle (4x4 pickup)</td><td>-</td><td>1 unit</td></tr></table>	a. Cargo Truck (at least 6 – 8 Tons Capacity)	-	1 unit	b. Excavator	-	1 unit	c. Concrete Mixer (at least 1 bagger)	-	1 unit	d. Service Vehicle (4x4 pickup)	-	1 unit
a. Cargo Truck (at least 6 – 8 Tons Capacity)	-	1 unit											
b. Excavator	-	1 unit											
c. Concrete Mixer (at least 1 bagger)	-	1 unit											
d. Service Vehicle (4x4 pickup)	-	1 unit											
10.6	<p>Bidders shall also submit the following requirements in their first envelope, Eligibility and Technical Component of their bid:</p> <p>1. Complete eligibility documents of the proposed sub-contractor, if any</p>												
10.7	<p>Any single bidder/s who already procured/secured the bidding documents but want to avail the Joint Venture Agreement (JVA) shall inform the BAC in writing prior to the bid opening for records and documentation purposes.</p>												
12	<p>No further instructions</p>												
15.1	<p>The bid security shall be in the form of a Bid Securing Declaration or any of the following forms and amounts:</p> <p>1. The amount of not less than <i>2% of ABC</i>, if bid security is in cash, cashier's/manager's check, bank draft/guarantee or irrevocable letter of credit;</p> <p>2. The amount of not less than <i>5% of ABC</i> if bid security is in Surety Bond.</p>												
16.0	<p>All bid submissions and related correspondences are confidential and for viewing only by the intended recipient/s. Any unauthorized access to review, reproduce, or disseminate the information contained therein is strictly prohibited. The National Power Corporation (NAPOCOR) does not guarantee the security of any information electronically transmitted.</p> <p>Bid submissions and related correspondences may contain personal and sensitive personal information, and are subject to the Data Privacy Act of 2012, its implementing rules, regulations and issuances of the National Privacy Commission of the Philippines ("Privacy Laws"). By viewing, using, storing, sharing and disposing (collectively "Processing"), such bids submissions and correspondences, you agree to comply with the Privacy Laws. By responding to correspondence, you consent to the Processing by NAPOCOR of the Personal Data contained in your submission/reply in accordance with NAPOCOR's Personal Data Privacy Policy which you can find at <a href="http://www.napocor.gov.ph">http://www.napocor.gov.ph</a>.</p> <p>To report any privacy issue, contact the Data Privacy Officer at <a href="mailto:dpo@napocor.gov.ph">dpo@napocor.gov.ph</a>.</p> <p>NAPOCOR is not liable for the proper and complete transmission of the information contained in bid submission/correspondences nor for any delay in its receipt.</p>												
19.2	<p>Partial Bid is not allowed. The Projects are grouped in <b>Four (4) Package/Lots</b> specified in Section VI - Technical Specifications and Section VII – Bill of Quantities. Bidders shall have the option of submitting a proposal on any or all Packages and evaluation and contract award will be undertaken on a per Package basis. Packages shall not be divided further for the purpose of bidding, evaluation, and contract award.</p>												



## SECTION III – BID DATA SHEET

20	<p>Additional Documents to be submitted during post-qualification:</p> <ol style="list-style-type: none"> <li>a. Class A – Eligibility Documents listed on the Annex A of Certificate of PhilGEPs Registration under Platinum Membership pursuant to Section 34.3 of the Revised IRR of R.A. 9184</li> <li>b. Contract/Purchase Order and/or Notice of Award for the contracts stated in the List of all Ongoing Government &amp; Private Contracts Including Contracts Awarded but not yet Started (NPCSF-INFR-02)</li> <li>c. Certification coming from the project owner/client that the performance is satisfactory as of the bidding date for all ongoing contracts stated in form NPCSF-INFR-02/signed Status Report as of the bidding date from Bureau of Construction containing relevant details of slippage, if any, for the declared on-going contracts with Department of Public Works and Highways (DPWH)</li> <li>d. Contract/Purchase Order for the contract stated in the Statement of the bidder's Single Largest Completed Contract (SLCC) similar to the contract to be bid (Form No. NPCSF-INFR-03)</li> <li>e. Certificate of Employment, Bio Data and valid PRC License of the (professional) personnel (NPCSF-INFR-10a, NPCSF-INFR-11)</li> <li>f. Certificate of Employment, Bio Data and Certificate of accreditation or ID card issued by DPWH for the Materials Engineer (NPCSF-INFR-10a, NPCSF-INFR-11)</li> <li>g. Certificate of Employment, Bio Data and Construction Safety and Health Training Certificate from OSHC/STOs accredited by DOLE of the Safety Officer (NPCSF-INFR-10b, NPCSF-INFR-11)</li> <li>h. Proof of ownership and/or certificate of availability issued by Equipment Lessors for the submitted List of Contractor's Equipment (owned, leased or under purchase agreement) under form NPCSF-INFR-12</li> <li>i. The licenses and permits relevant to the Project and the corresponding law requiring it as specified in the Technical Specifications, if any</li> </ol>
21	<p>The following documents shall form part of the contract:</p> <ol style="list-style-type: none"> <li>1. Notice to Proceed</li> <li>2. Construction schedule and S-curve</li> <li>3. Manpower Schedule</li> <li>4. Construction Methods</li> <li>5. Equipment Utilization Schedule</li> <li>6. Construction safety and health program of the contractor duly approved by the Bureau of Working Condition (BWC) of the Department of Labor and Employment (DOLE) or proof of submission to BWC</li> <li>7. PERT/CPM.</li> </ol>

# **SECTION IV**

# **GENERAL CONDITIONS OF CONTRACT**

**SECTION IV – GENERAL CONDITIONS OF CONTRACT****TABLE OF CONTENTS**

<b><u>CLAUSE NO.</u></b>	<b><u>TITLE</u></b>	<b><u>PAGE NO.</u></b>
1.	SCOPE OF CONTRACT .....	1
2.	SECTIONAL COMPLETION OF WORKS .....	1
3.	POSSESSION OF SITE .....	1
4.	THE CONTRACTOR'S OBLIGATIONS.....	1
5.	PERFORMANCE SECURITY .....	2
6.	SITE INVESTIGATION REPORTS.....	2
7.	WARRANTY.....	2
8.	LIABILITY OF THE CONTRACTOR.....	2
9.	TERMINATION FOR OTHER CAUSES .....	2
10.	DAYWORKS .....	2
11.	PROGRAM OF WORK .....	3
12.	INSTRUCTIONS, INSPECTIONS AND AUDITS .....	3
13.	ADVANCE PAYMENT .....	3
14.	PROGRESS PAYMENTS.....	3
15.	OPERATING AND MAINTENANCE MANUALS.....	3

## SECTION IV – GENERAL CONDITIONS OF CONTRACT

### 1. Scope of Contract

This Contract shall include all such items, although not specifically mentioned, that can be reasonably inferred as being required for its completion as if such items were expressly mentioned herein. All the provisions of RA No. 9184 and its 2016 revised IRR, including the Generic Procurement Manual, and associated issuances, constitute the primary source for the terms and conditions of the Contract, and thus, applicable in contract implementation. Herein clauses shall serve as the secondary source for the terms and conditions of the Contract.

This is without prejudice to Sections 74.1 and 74.2 of the 2016 revised IRR of RA No. 9184 allowing the GPPB to amend the IRR, which shall be applied to all procurement activities, the advertisement, posting, or invitation of which were issued after the effectivity of the said amendment.

### 2. Sectional Completion of Works

If sectional completion is specified in the **Special Conditions of Contract (SCC)**, references in the Conditions of Contract to the Works, the Completion Date, and the Intended Completion Date shall apply to any Section of the Works (other than references to the Completion Date and Intended Completion Date for the whole of the Works).

### 3. Possession of Site

3.1 The Procuring Entity shall give possession of all or parts of the Site to the Contractor based on the schedule of delivery indicated in the **SCC**, which corresponds to the execution of the Works. If the Contractor suffers delay or incurs cost from failure on the part of the Procuring Entity to give possession in accordance with the terms of this clause, the Procuring Entity's Representative shall give the Contractor a Contract Time Extension and certify such sum as fair to cover the cost incurred, which sum shall be paid by Procuring Entity.

3.2 If possession of a portion is not given by the above date, the Procuring Entity will be deemed to have delayed the start of the relevant activities. The resulting adjustments in contract time to address such delay may be addressed through contract extension provided under Annex "E" of the 2016 revised IRR of RA No. 9184.

### 4. The Contractor's Obligations

The Contractor shall employ the key personnel named in the Schedule of Key Personnel indicating their designation, in accordance with **ITB** Clause 10.3 and specified in the **BDS**, to carry out the supervision of the Works.

The Procuring Entity will approve any proposed replacement of key personnel only if their relevant qualifications and abilities are equal to or better than those of the personnel listed in the Schedule.

---

SECTION IV – GENERAL CONDITIONS OF CONTRACT

---

**5. Performance Security**

- 5.1. Within ten (10) calendar days from receipt of the Notice of Award from the Procuring Entity but in no case later than the signing of the contract by both parties, the successful Bidder shall furnish the performance security in any of the forms prescribed in Section 39 of the 2016 revised IRR.
- 5.2. The Contractor, by entering into the Contract with the Procuring Entity, acknowledges the right of the Procuring Entity to institute action pursuant to RA No. 3688 against any subcontractor be they an individual, firm, partnership, corporation, or association supplying the Contractor with labor, materials and/or equipment for the performance of this Contract.

**6. Site Investigation Reports**

The Contractor, in preparing the Bid, shall rely on any Site Investigation Reports referred to in the **SCC** supplemented by any information obtained by the Contractor.

**7. Warranty**

- 7.1. In case the Contractor fails to undertake the repair works under Section 62.2.2 of the 2016 revised IRR, the Procuring Entity shall forfeit its performance security, subject its property(ies) to attachment or garnishment proceedings, and perpetually disqualify it from participating in any public bidding. All payables of the GOP in his favor shall be offset to recover the costs.
- 7.2. The warranty against Structural Defects/Failures, except that occasioned-on force majeure, shall cover the period from the date of issuance of the Certificate of Final Acceptance by the Procuring Entity. Specific duration of the warranty is found in the **SCC**.

**8. Liability of the Contractor**

Subject to additional provisions, if any, set forth in the **SCC**, the Contractor's liability under this Contract shall be as provided by the laws of the Republic of the Philippines.

If the Contractor is a joint venture, all partners to the joint venture shall be jointly and severally liable to the Procuring Entity.

**9. Termination for Other Causes**

Contract termination shall be initiated in case it is determined *prima facie* by the Procuring Entity that the Contractor has engaged, before, or during the implementation of the contract, in unlawful deeds and behaviors relative to contract acquisition and implementation, such as, but not limited to corrupt, fraudulent, collusive, coercive, and obstructive practices as stated in **ITB** Clause 4.

**10. Dayworks**

Subject to the guidelines on Variation Order in Annex "E" of the 2016 revised IRR of RA No. 9184, and if applicable as indicated in the **SCC**, the Dayworks rates in the Contractor's Bid shall be used for small additional amounts of work only when the

## SECTION IV – GENERAL CONDITIONS OF CONTRACT

Procuring Entity's Representative has given written instructions in advance for additional work to be paid for in that way.

**11. Program of Work**

11.1. The Contractor shall submit to the Procuring Entity's Representative for approval the said Program of Work showing the general methods, arrangements, order, and timing for all the activities in the Works. The submissions of the Program of Work are indicated in the **SCC**.

11.2. The Contractor shall submit to the Procuring Entity's Representative for approval an updated Program of Work at intervals no longer than the period stated in the **SCC**. If the Contractor does not submit an updated Program of Work within this period, the Procuring Entity's Representative may withhold the amount stated in the **SCC** from the next payment certificate and continue to withhold this amount until the next payment after the date on which the overdue Program of Work has been submitted.

**12. Instructions, Inspections and Audits**

The Contractor shall permit the GOP or the Procuring Entity to inspect the Contractor's accounts and records relating to the performance of the Contractor and to have them audited by auditors of the GOP or the Procuring Entity, as may be required.

**13. Advance Payment**

The Procuring Entity shall, upon a written request of the Contractor which shall be submitted as a Contract document, make an advance payment to the Contractor in an amount not exceeding fifteen percent (15%) of the total contract price, to be made in lump sum, or at the most two installments according to a schedule specified in the **SCC**, subject to the requirements in Annex "E" of the 2016 revised IRR of RA No. 9184.

**14. Progress Payments**

The Contractor may submit a request for payment for Work accomplished. Such requests for payment shall be verified and certified by the Procuring Entity's Representative/Project Engineer. Except as otherwise stipulated in the **SCC**, materials and equipment delivered on the site but not completely put in place shall not be included for payment.

**15. Operating and Maintenance Manuals**

15.1. If required, the Contractor will provide "as built" Drawings and/or operating and maintenance manuals as specified in the **SCC**.

15.2. If the Contractor does not provide the Drawings and/or manuals by the dates stated above, or they do not receive the Procuring Entity's Representative's approval, the Procuring Entity's Representative may withhold the amount stated in the **SCC** from payments due to the Contractor.

# **SECTION V**

# **SPECIAL CONDITIONS OF CONTRACT**

## SECTION V – SPECIAL CONDITIONS OF CONTRACT

**SECTION V – SPECIAL CONDITIONS OF CONTRACT**

GCC Clause	
2	Sectional completion is not specified.
3.1	NPC shall give access to the Site for the Contractor to commence and proceed with the works on the start date. The access to the site referred herein shall not be exclusive to the Contractor but only to enable him to execute the Work.
4	<p>It shall also be the obligation and responsibility of the Contractor to carry out the Works properly and in accordance with this Contract, including but not limited to the following conditions:</p> <p>a. The Contractor shall conduct the Works with due regard to safety and health in accordance with its Construction Safety and Health Program (CSHP) duly approved by the Department of Labor &amp; Employment (DOLE) and in compliance with the DOLE Department Order No. 13 – The Guidelines Governing Occupational Safety and Health in the Construction Industry.</p> <p>Failure to comply with the approved CSHP will be considered as non-compliance with the Contract and shall result to the imposition of Section 19, Violation and Penalties of the DOLE Department Order No. 13 and any appropriate sanctions such as, but not limited to:</p> <ol style="list-style-type: none"> <li>1. Suspend the work until the Contractor complies with the approved CSHP with the condition that the work resumption will not incur additional cost to the Corporation;</li> <li>2. Suspend payment of the portion of work under question;</li> <li>3. Correct the situation by employing 3<sup>rd</sup> party and charge all expenses incurred to the Contractor's collectibles/securities; and</li> <li>4. Report the condition to the Bureau of Working Conditions of the DOLE for their appropriate action.</li> </ol> <p>b. The Contractor shall be responsible for the strict compliance with the provision of the Philippine Laws affecting labor and operation of Work under the contract and shall be responsible for the payment of all indemnities arising out of any labor accident which may occur in the execution of the Works and for which he may be responsible under Republic Act 3428, as amended, known as the Workmen's Compensation Law.</p> <p>c. The Contractor is obliged to exercise due care so as not to endanger life and property in the vicinity of the Works where he operates in connection with this Contract. He shall be liable for all damages incurred in any manner by acts of negligence of his own, or his agents, employees, or workmen.</p> <p>d. It is the responsibility of the Contractor for the strict compliance with the requirements of the Philippine Clean Air Act of 1999 (R.A. 8749) and Philippine Clean Water Act of 2004 (R.A. 9275). The Contractor shall be liable for any damages/destructions to the environment including penalties that will be imposed by the Department of</p>



	<p>Environment and Natural Resources (DENR) arising from non-compliance of the requirements thereof.</p> <p>e. The Contractor shall be responsible for the strict compliance with the requirements of the Environmental Compliance Certificate (ECC) issued for this project (if any) and DENR Administrative Order No. 26. He shall be liable for any damages/destructions to the environment including penalties that will be imposed by the DENR arising from non-compliance thereof, in any manner by his acts or negligence, or by his agents, employees, or workmen in the execution of the Works. The Contractor may employ a Pollution Control Officer accredited with the DENR for the duration of the project, if so required by the DENR Administrative Order No. 26</p> <p>f. It shall be the Contractor's responsibility for the correctness, accuracy and quality of works. NPC's approval does not relieve his contractual obligation and responsibility under this contract.</p> <p>g. Payment of all forms of taxes, such as value added tax (VAT) including municipal licenses and permits, and others that may be imposed by the Philippine Government or any of its agencies and political subdivisions in connection with the Contract shall be for the account of the Contractor.</p> <p>h. In general, the Contractor is totally responsible for the execution of the Works and therefore, takes upon himself all the technical, legal and economic risks and all obligations which could arise therefrom or connected therewith. The overall responsibility of the Contractor includes the responsibility for actions or omissions of his own personnel as well as the personnel of the sub-contractors.</p>
5	<p>1. The following must be indicated in the performance bond to be posted by the Contractor:</p> <ol style="list-style-type: none"> <li>Company Name</li> <li>Correct amount of the Bond</li> <li>Contract/Purchase Order Reference Number</li> <li>Purpose of the Bond: "To guarantee the faithful performance of the Principal's obligation to undertake <u>(Contract/Purchase Order Description)</u> in accordance with the terms and conditions of <u>(Contract No. &amp; Schedule/Purchase Order No.)</u> entered into by the parties."</li> </ol> <p>2. The bond shall remain valid and effective until the duration of the contract <u>(should be specific date reckoned from the contract effectivity)</u> plus sixty (60) days after NPC's acceptance of the last delivery/final acceptance of the project.</p> <p>3. In case of surety bond, any extension of the contract duration or delivery period granted to the CONTRACTOR shall be considered as given, and any modification of the contract shall be considered as authorized, as if with the expressed consent of the surety, provided that such extension or modifications falls within the effective period of the said surety bond. However, in the event that the extension of the contract duration or delivery schedule would be beyond the effective period of the surety bond first posted, it shall be the sole obligation of the CONTRACTOR to post an acceptable Performance</p>

## SECTION V – SPECIAL CONDITIONS OF CONTRACT

	<p>Security within ten (10) calendar days after the contract duration/delivery period extension has been granted by NPC.</p> <p>4. Other required conditions in addition to the standard policy terms issued by the Bonding Company:</p> <ul style="list-style-type: none"> <li>i. The bond is a penal bond, callable on demand and the entire amount thereof shall be forfeited in favor of the Obligee upon default of the Principal without the need to prove or to show grounds or reasons for demand for the sum specified therein;</li> <li>ii. The amount claimed by the Obligee under this bond shall be paid in full and shall never be subject to any adjustment by the Surety;</li> <li>iii. In case of claim, the Surety shall pay such claim within sixty (60) days from receipt by the Surety of the Obligee's notice of claim/demand letter notwithstanding any objection thereto by the Principal.</li> </ul>
6	No site investigation report.
7.2	<p>In case of permanent structures, such as buildings of types 4 and 5 as classified under the National Building Code of the Philippines and other structures made of steel, iron, or concrete which comply with relevant structural codes (e.g., DPWH Standard Specifications), such as, but not limited to, steel/concrete bridges, flyovers, aircraft movement areas, ports, dams, tunnels, filtration and treatment plants, sewerage systems, power plants, transmission and communication towers, railway system, and other similar permanent structures: Fifteen (15) years.</p> <p>In case of semi-permanent structures, such as buildings of types 1, 2, and 3 as classified under the National Building Code of the Philippines, concrete/asphalt roads, concrete river control, drainage, irrigation lined canals, river landing, deep wells, rock causeway, pedestrian overpass, and other similar semi-permanent structures: Five (5) years.</p> <p>In case of other structures, such as Bailey and wooden bridges, shallow wells, spring developments, and other similar structures: Two (2) years.</p>
8.0	<p><b>CORRECTION OF PUNCHLIST ITEMS:</b></p> <p>After to the conduct of Test and Commissioning/Joint Final Inspection or upon the advice by the NPC, the Contractor/Supplier must correct any remaining works and work deficiencies identified in the punchlist issued for the project within one (1) month considering the approved remaining contract time.</p> <p>Failure to comply with this provision shall be grounds for non-issuance of Certificate of Satisfactory Performance which is a requirement for future bidding with the NPC. This, however, shall not preclude NPC's claim for liquidated damages, imposition of any other penalties and/or filing of blacklisting actions in accordance with the blacklisting guidelines issued by the Government Procurement Policy Board (GPPB).</p>
10	No dayworks are applicable to the contract.

## SECTION V – SPECIAL CONDITIONS OF CONTRACT

11.1	The Contractor shall submit the Program of Work to the Procuring Entity's Representative within Ten (10) calendar days of delivery of the Notice of Award/Letter of Acceptance.
11.2	<p>The period between Program of Work updates is Thirty (30) calendar days.</p> <p>The amount to be withheld for late submission of an updated Program of Work is One percent (1%) of contract amount.</p>
12	<p>During contract implementation, the Procuring Entity shall conduct Constructors Performance Evaluation in accordance with Section 12, Annex E of the Revised Implementing Rules and Regulation of R.A. 9184 using the NPC Constructors Performance Evaluation System (CPES) Guidelines.</p> <p>CPES ratings shall be used for the following purposes: a) eligibility screening/post-qualification; b) awarding of contracts; c) project monitoring &amp; control; d) issuance of Certificate of Completion; and in adopting measures to further improve performance of contractors in the prosecution of government projects.</p> <p>Qualified Constructors Performance Evaluators (CPE) shall conduct project evaluation as follows:</p> <p>(a) During Construction - Except for those projects with a duration of 90 calendar days and below which may be subjected to at least one (1) visit, all projects shall be subjected to a minimum of two (2) evaluations to be performed by the CPE. The number of evaluations beyond the prescribed minimum shall be determined by the CPES-Implementing Unit based on the size, nature and complexity of the project and shall be subject to approval by the proper authorities within the agency. The first evaluation shall be performed when the project is at least thirty percent (30%) physically complete or as maybe required by the CPES-IU using the S-curve or other appropriate means to determine whether there is substantial work completed for evaluation.</p> <p>(b) Upon Completion - only one evaluation shall be performed by the CPE right after the Project Implementation Group reports one hundred percent (100%) completion of the project.</p>
13	The maximum amount of advance payment is fifteen percent (15%) of the Contract Price and paid in lump sum.
14	No further instructions.
15.1	The date by which "as built" drawings and operating and maintenance manuals are required is within thirty (30) calendar days after completion of contract.
15.2	The amount to be withheld for failing to produce "as built" drawings and/or operating and maintenance manuals by the date required is Five percent (5%) of contract amount.

# **SECTION VI**

# **TECHNICAL SPECIFICATIONS**

# **SECTION VI**

# **TECHNICAL**

# **SPECIFICATIONS**

## **GW - (GENERAL WORKS)**

**SECTION VI - TECHNICAL SPECIFICATIONS****GW – GENERAL WORKS****TABLE OF CONTENTS**

<b><u>CLAUSE NO.</u></b>	<b><u>TITLE</u></b>	<b><u>PAGE NO.</u></b>
<b>GW-1.0</b>	<b>PROJECT HIGHLIGHTS .....</b>	<b>1</b>
GW-1.1	General .....	1
GW-1.2	Project Location .....	1
GW-1.3	Scope of Work .....	2
GW-1.4	Contract Period .....	3
GW-1.5	Contractor's Classification .....	3
GW-1.6	Minimum Required Personnel .....	3
GW-1.7	Minimum Required Construction Equipment .....	4
<b>GW-2.0</b>	<b>GENERAL REQUIREMENTS .....</b>	<b>4</b>
GW-2.1	Language and System of Measurement .....	4
GW-2.2	Correspondence .....	4
GW-2.3	Contractor's Organization and Personnel .....	5
GW-2.3.1	Organization .....	5
GW-2.3.2	Personnel/Key Positions .....	5
GW-2.4	Planning and Scheduling .....	5
GW-2.4.1	General .....	5
GW-2.4.2	Format and Presentation .....	5
GW-2.4.3	Progress Monitoring Principle and System .....	6
GW-2.4.4	Meetings .....	6
GW-2.4.5	Reports .....	7
GW-2.5	Documents to be Prepared by the Contractor .....	8
GW-2.5.1	General .....	8
GW-2.5.2	Detailed Drawings, Design and Specifications .....	8
GW-2.5.3	Design Calculation and Final Design Data .....	8
GW-2.5.4	Critical Path Network and Time Bar Diagram .....	9
GW-2.5.5	Catalogue Cuts, Illustrations, Etc. ....	9
GW-2.5.6	Final / As-Built Drawings .....	9
GW-2.5.7	Presentation/Submission of Documents .....	9
GW-2.5.8	Building/Occupancy Permit and other Licenses and Permits imposed for the Contract .....	10
<b>GW-3.0</b>	<b>MATERIALS AND EQUIPMENT .....</b>	<b>11</b>
GW-3.1	General .....	11
GW-3.2	Codes and Standards .....	11
GW-3.3	Test of Materials .....	12
GW-3.4	Tropical Serviceability .....	12
GW-3.4.1	General .....	12
GW-3.4.2	Metals .....	13
GW-3.5	Workmanship .....	13



<b>GW-4.0</b>	<b>DESIGN AND CONSTRUCTION CONDITIONS.....</b>	<b>13</b>
GW-4.1	Acknowledgement to Site Conditions .....	13
GW-4.2	Site Conditions .....	13
GW-4.3	Earthquake and Wind Design Requirements.....	14
GW-4.4	Sound Control.....	14
<b>GW-5.0</b>	<b>DRAWINGS.....</b>	<b>14</b>
GW-5.1	Drawings Contained in the Tender Document.....	14
GW-5.2	Contractor/Manufacturer Drawings .....	15
GW-5.2.1	General .....	15
GW-5.2.2	As-Built Drawings .....	16
GW-5.2.3	Processing of Drawings.....	16
GW-5.2.4	Documents for NPC's Records .....	17
<b>GW-6.0</b>	<b>INSPECTION AND TESTS .....</b>	<b>17</b>
GW-6.1	General .....	17
GW-6.2	Inspection/Tests at Contractor's Premises .....	18
GW-6.3	Tests Failures .....	19
GW-6.4	Test Reports/Certificates .....	19
<b>GW-7.0</b>	<b>QUALITY ASSURANCE REQUIREMENTS .....</b>	<b>19</b>
GW-7.1	General .....	19
GW-7.2	Quality Assurance Program.....	19
GW-7.3	Quality Plan.....	20
GW-7.4	Records .....	20
GW-7.5	Reporting and Corrective Action.....	20
<b>GW-8.0</b>	<b>CERTIFICATE OF COMPLETION AND ACCEPTANCE.....</b>	<b>20</b>
<b>GW-9.0</b>	<b>GUARANTEE / WARRANTY.....</b>	<b>21</b>

**GW – GENERAL WORKS****GW-1.0 PROJECT HIGHLIGHTS****GW-1.1 General**

This section covers the general technical requirements for furnishing all supervision, labor, materials, supplies, tools and equipment in accordance with specifications contained herein and as shown on the accompanying drawings to complete the following projects:

**PACKAGE I – CONSTRUCTION OF RIVERBANK PROTECTION AT BRGY. BANDERA BUISAN, TARAKA, LANA DEL SUR REV.01 (CONSTRUCTION OF 3 RIVER WALL WITH LAUNDRY SHED AT TARAKA, LANA DEL SUR) - MinP24Z1671Sc**

**PACKAGE II - CONSTRUCTION OF LAKEBANK PROTECTION AT TAMPARAN, LANA DEL SUR (CONSTRUCTION OF POBLACION LAKEWALL ON TAMPARAN, LANA DEL SUR) - MinP23Z1651Sc**

**PACKAGE III - CONSTRUCTION OF LAKEBANK PROTECTION AND NURSERY FACILITIES AT BALINDONG, LANA DEL SUR (CONSTRUCTION OF LAKEWALL & NURSERY COMPLEX AT BALINDONG, LANA DEL SUR) - MinP23Z1654Sc**

**PACKAGE IV - CONSTRUCTION OF RIVERBANK PROTECTION AT BUBONG-RAMAIN RIVER, LANA DEL SUR (CONSTRUCTION OF CONCRETE RIVER WALL IN BUBONG-RAMAIN RIVER, BUBONG, LANA DEL SUR) - MinP23Z1650Sc**

The Contractor shall accept full responsibility for its work in the performance qualifications, specifications, documentation, reports, fabrication, corrosion protection, cleaning, shop testing, preparation for shipment, field testing, warranty provisions and compliance with the applicable codes and standards and the requirements of this specification.

The Contractor shall strictly observe the general requirements of this specification in conjunction with the specific requirements specified in the relevant specifications.

**GW-1.2 Project Location****PACKAGE I**

The project site is situated in Brgy. Bandera Buisan, Taraka, Lanao Del Sur with an exact coordinate of 7°53'01.4"N 124°20'48.1"E.

**PACKAGE II**

The project site is situated in Brgy. Central Linuk, Tamparan, Lanao Del Sur with an exact coordinate of 7°51'42"N 124°19'33"E.





## SECTION VI – TECHNICAL SPECIFICATIONS

**PACKAGE III**

The Lakebank protection project site is situated in Balindong, Lanao Del Sur with an exact coordinate of 7°53'38.14"N 124°12'37.07"E while the Nursery Facilities project site is also situated in Balindong, Lanao Del Sur with an exact coordinate of 7°55'31.1"N 124°11'30.8"E.

**PACKAGE IV**

The project site is situated in Brgy. Malungun, Bubong, Lanao Del Sur with an exact coordinate of 7°58'50.3"N, 124°23'01.4"E.

**GW-1.3 Scope of Work****PACKAGE I**

The works and services to be performed under this Contract shall essentially consist of, but not limited to the following:

- a) Construction of Riverbank Protection and,
- b) All other works and services required to complete the project.

**PACKAGE II**

The works and services to be performed under this Contract shall essentially consist of, but not limited to the following:

- a) Construction of Lakebank Protection and,
- b) All other works and services required to complete the project.

**PACKAGE III**

The works and services to be performed under this Contract shall essentially consist of, but not limited to the following:

- a) Construction of Lakebank Protection;
- b) Construction of Nursery Facilities; and,
- c) All other works and services required to complete the project.

**PACKAGE IV**

The works and services to be performed under this Contract shall essentially consist of, but not limited to the following:

- a) Construction of Riverbank Protection and,
- b) All other works and services required to complete the project.



---

SECTION VI – TECHNICAL SPECIFICATIONS

---

**GW-1.4 Contract Period****PACKAGE I**

The Contractor shall complete the works as specified herein within Ninety (90) calendar days. The contract period is inclusive of Six (6) unworkable days considered unfavorable for the execution of the works.

**PACKAGE II**

The Contractor shall complete the works as specified herein within Ninety (90) calendar days. The contract period is inclusive of Six (6) unworkable days considered unfavorable for the execution of the works.

**PACKAGE III**

The Contractor shall complete the works as specified herein within One Hundred Fifty (150) calendar days. The contract period is inclusive of Ten (10) unworkable days considered unfavorable for the execution of the works.

**PACKAGE IV**

The Contractor shall complete the works as specified herein within One Hundred Twenty (120) calendar days. The contract period is inclusive of Eight (8) unworkable days considered unfavorable for the execution of the works.

The total contract duration shall be reckoned from the date of contract effectivity as specified in the **Notice to Proceed**.

**GW-1.5 Contractor's Classification**

The Contractor must have a valid Philippine Contractors Accreditation Board (PCAB) license of at least **"CATEGORY D – GENERAL BUILDING"** and registration classification of at least **"SMALL B – BUILDING AND INDUSTRIAL PLANT"** or at least **"CATEGORY D – GENERAL ENGINEERING"** and registration classification of at least **"SMALL B – IRRIGATION AND FLOOD CONTROL"**.

The Contractor must have undertaken similar contracts and/or projects involving construction/rehabilitation of slope protection, slope stabilization or riprap works or construction of warehouse, office, residential, storage, commercial building, or any reinforced concrete structure.

**GW-1.6 Minimum Required Personnel (for each contract)**

For the duration of the contract, the Contractor shall have the following minimum required personnel assigned to the project:

- a) One (1) Project Engineer

Registered Civil Engineer who had supervised at least a project similar in nature as to the type and cost of the proposed project within the last 10 years. Must have at least 3 years professional experience as Civil Engineer on similar project.



---

SECTION VI – TECHNICAL SPECIFICATIONS

---

## b) One (1) Materials Engineer

Registered Civil Engineer with valid accreditation from the Department of Public Works and Highways (DPWH) as Materials Engineer I.

## c) One (1) Safety Officer 2

Construction Safety Officer who has completed at least forty (40) hours of Construction Safety and Health Training (COSH) from Occupational Safety and Health Center (OSHC) or Safety Training Organizations (STOs) accredited by the Department of Labor and Employment (DOLE).

The above key personnel must either be employed by the Bidder or contracted by the Bidder to be employed for the contract to be bid.

**GW-1.7 Minimum Required Construction Equipment (for each contract)**

The list of construction equipment (owned or leased) shall include the following:

- a. Cargo Truck (at least 6-8 tons capacity) - 1 unit
- b. Excavator - 1 unit
- c. Concrete Mixer (1 bagger) - 1 unit
- d. Service Vehicle (4x4 pick up) - 1 unit

**GW-2.0 GENERAL REQUIREMENTS****GW-2.1 Language and System of Measurement**

All documentation relative to this Contract shall be in English. Submitted drawings, literature, etc., which are not in English language will be considered as not submitted at all.

Metric units shall be used in all documents, correspondence, technical schedules and drawings. On drawings or printed pamphlets where other units have been used, the metric equivalent shall be marked in addition.

**GW-2.2 Correspondence**

Actions or responses to all communications pertaining to this Contract shall be addressed to:

The Manager, Project Management Department  
National Power Corporation, Gabriel Y. Itchon Bldg.,  
Sen. Miriam P. Defensor Santiago Ave., (formerly BIR  
Road) Corner, Quezon Ave., Diliman, Quezon City

The Contractor shall maintain a record of all correspondences that shall be accessible to NPC for information. The Contractor shall forward its correspondences to NPC in one (1) original.

All correspondences between NPC and the Contractor shall be numbered consecutively.

---

SECTION VI – TECHNICAL SPECIFICATIONS

---

**GW-2.3 Contractor's Organization and Personnel****GW-2.3.1 Organization**

The Contractor shall maintain in the project site offices – for management, control and execution of the Contract – its organization and personnel required in GW (1.6) and as named in its proposal. Any changes in the organization and personnel shall be subject to the approval of NPC.

The Contractor shall maintain an up-to-date project organization chart, which shall be submitted to NPC for approval in the event of any changes.

**GW-2.3.2 Personnel/Key Positions**

Listed in GW (1.6) above comprises the Contractor's key personnel under this Contract. These key positions in the organization charts of the Contractor pertain to individuals assigned to management/supervisory positions, who at any time during the execution of the work can give decision and recommendation on matters pertaining to the proper and early completion of the Works.

The appointment, transfer and replacement of personnel to all key positions shall be subject to NPC's prior approval.

**GW-2.4 Planning and Scheduling****GW-2.4.1 General**

The Contractor shall be responsible for planning and scheduling, progress monitoring and reporting of all works and activities defined under this Contract.

Within fifteen (15) days from the effectivity of the Contract, the Contractor shall submit for NPC approval a detailed work schedule using applicable project management tool(s) for monitoring project activity progress, such as a Critical Path Method (CPM) network or Project Evaluation and Review Technique (PERT) diagram.

The detailed work schedule shall show commencement and completion dates of the project's major activities and milestones.

**GW-2.4.2 Format and Presentation**

The Contractor shall prepare an activity network with the activities listed in early start order and showing the following:

- (a) Activity code
- (b) Activity description
- (c) Duration in days
- (d) Early start and finish dates
- (e) Late start and finish dates

The Contractor shall also prepare a bar chart identifying all activities which cannot be performed without NPC's approval, and the need dates for NPC's decision thereof.

---

SECTION VI – TECHNICAL SPECIFICATIONS

---

The Contract Schedule submitted shall meet the completion dates in the Construction Schedule and Schedule of Timings and shall clearly demonstrate the manner in which the various phases of the Works shall be completed.

All activities required for execution of the Works shall be carried out in accordance with the sequence and times and completion dates shown on the work schedule or subsequent revisions as approved by NPC.

**GW-2.4.3 Progress Monitoring Principle and System**

For the duration of the Contract, the Contractor shall monitor progress of the Works, and shall immediately advise NPC in advance of any anticipated delays in schedule, and the reason, therefore.

If the Contractor believes it is necessary or advantageous to change the sequence of events shown on the Contract Schedule, he shall submit a proposed revision accompanied by a full explanation of the reasons and ramification of the change to NPC for approval. No change shall be made in the order in which the Works activities are being performed until NPC's approval for the revised Contract Schedule has been obtained.

Actual progress of each activity of the Works shall be updated and compared with the progress indicated on the approved Contract Schedule at least once every month by the Contractor.

After NPC approves the Contractor's detailed Contract Schedule and planned activity completion dates, the Contractor shall update and analyze the Contract Schedule on a monthly basis and submit updates to NPC on or before the 5<sup>th</sup> day of the following month.

The Contractor shall not change the sequence of activities shown on the approved Contract Schedule without NPC's prior approval.

**GW-2.4.4 Meetings**

**A. Progress Review Meetings**

The Contractor shall schedule and hold monthly progress review meetings with NPC to a mutually agreed agenda that shall be held at the Contractor's site offices or preferred venue.

**B. Interface Meetings**

The Contractor shall attend interface meetings with NPC's other contractors, if any, as arranged by NPC on a monthly, or as needed, basis. The Contractor may also call for such meetings whenever necessary.

**C. Design Review Meetings**

The Contractor may request for a design review meeting during the processing stage of seeking the approval of NPC to all design drawings to review, clarify and evaluate the design submitted with reference to the tender, the final design and the Contract Specification. The Contractor shall submit a meeting agenda seven (7) days prior to the meeting.

SECTION VI – TECHNICAL SPECIFICATIONS**D. Other Meetings**

The Contractor shall arrange discipline meetings and other meetings as necessary with sub-contractors, etc. NPC shall be notified in due time of such arrangements and given opportunity to attend.

The Contractor and NPC shall, as required, hold meetings on specific subjects.

**E. Call for Meetings**

Except for regular scheduled meetings, calls for meetings and agenda shall be sent out by the party calling the meeting to all requested attendees.

**F. Minutes of Meetings**

Minutes shall be prepared by the Contractor on an agreed form and be issued for NPC's review the next working day after the meeting has taken place. Minutes shall be approved by NPC before copies are distributed to all attending parties.

Matters requiring action shall be assigned the responsible party with dates for completion of such action. Result of action from previous meetings shall be recorded.

Copies of the minutes of meetings from interface meetings and other meetings, as stated above, shall be sent to NPC in six (6) copies.

**GW-2.4.5 Reports****A. Monthly Reports**

The Contractor, beginning on the second month after Commencement Date, shall submit to NPC a monthly report related to the Works performed during the preceding month. The Contractor shall present the report with diagrams in printed format.

Cut-off date for the report shall be the last Sunday of each month and, thereupon, the monthly report shall be submitted to NPC not later than 12:00 noon of Wednesday after the cut-off date.

The monthly report shall include, but not limited to, the following items:

- (a) Narrative discussion of major accomplishments and any deviations from time schedule, reasons for such deviations, with recommended actions and potential effects;
- (b) The Contract Detail Schedule showing the status at the cut-off date by means of a front line or equivalent;
- (c) A systematic listing and analysis of all significant time critical activities;
- (d) A summary of HSE activities and reported incidents in own and major sub-contractor's activities;
- (e) Report on interface activities; and
- (f) Narrative report on quality management activities.



SECTION VI – TECHNICAL SPECIFICATIONS**B. Project Control Close-out Reports**

The Contractor shall submit to NPC a project control close-out report within ten (10) days after the issuance of the Completion Certificate, which shall at least contain the following:

- (a) Final as-is Contract Detail Schedule;
- (b) Final as-is cost report; and
- (c) Final as-is Contract amendment (if any) and Variation Order register, if any.

**GW-2.5 Documents to be Prepared by the Contractor****GW-2.5.1 General**

All documents, calculations, certifications, manuals, drawings, etc. pertaining to the execution of all works that are to be prepared by the Contractor are listed hereunder. The Contractor's attention is drawn to various sections of the Specification, where detailed contents of the required documentation are specified.

**GW-2.5.2 Detailed Drawings, Design and Specifications**

Whenever required in the Contract, the Contractor shall submit corresponding detailed fabrication drawings and applicable specifications of structural and/or material assemblies (i.e., steel connections, concrete to steel connections, etc.) supported by the corresponding design calculations.

The detailed drawings and specification shall include the following:

- As-stake site development plans/layout and/or general assembly drawings, as may be applicable
- Erection/Installation methodology indicating: 1) the various materials, equipment and tools to be used; 2) system and procedures; and 3) testing and commissioning
- Assembly drawings showing: 1) sectional views; 2) mounting details; 3) function of the assemblies; 4) adjustment and operating ranges; 5) concrete pedestals and foundation including bolts and anchorages; 6) field tolerances; 7) all field joints; and 8) methods of lubrication (if required)
- When applicable, engineering instructions and detailed specifications for manufacturing, fabrication, painting (including final color scheme), heat treatment, welding, surface treatment and testing.

**GW-2.5.3 Design Calculation and Final Design Data**

Upon the completion of the preliminary design, the Contractor shall submit the final design data, analysis and calculations (referred to as designs) – all type written and in book bound form, clearly laid out with all the design criteria and standards indicated, for NPC's review and approval.

---

SECTION VI - TECHNICAL SPECIFICATIONS

---

**GW-2.5.4 Critical Path Network and Time Bar Diagram**

Immediately upon effectivity of the Contract, NPC and the Contractor shall re-examine the Critical Path Network and Time Bar Diagram submitted with the Bid and determine by mutual agreement the "Agreed Critical Path Network" and "Agreed Time Bar Diagram. The "Agreed Critical Path Network" shall not be revised or modified without the prior approval of NPC or except where the extension of the contract period is approved in accordance with relevant provisions of the Specifications.

**GW-2.5.5 Catalogue Cuts, Illustrations, Etc.**

Applicable requirements of this paragraph with reference to drawings shall apply equally to catalogue cuts, illustrations, printed specifications, design data, analysis/calculation, and manufacturer's descriptive literature and instructions for all equipment and/or applicable materials furnished to demonstrate fully of their conformance to the requirements and intent of the Contract Documents.

**GW-2.5.6 Final / As-Built Drawings**

The Contractor shall furnish NPC a complete set of original copies of all drawings as finally approved and built – together with the electronic or soft copies of the said drawings in CDs, DVDs or other media types, and in format acceptable to NPC.

For all approved drawings with no subsequent revisions, the reproducible copies earlier furnished may be considered part of this set.

NPC will not release the final payment and the performance security until the foregoing conditions have been fulfilled.

**GW-2.5.7 Presentation/Submission of Documents**

The foregoing drawings and documents shall be submitted to NPC for approval.

In submitting the required documents, the Contractor must take into account the following:

- (a) Metric units shall be used in all documents, correspondence, technical schedules and drawings.
- (b) All drawings and copies thereof shall be submitted in five (5) sets, on A-3 size white paper and with black print unless otherwise agreed upon.
- (c) All drawings and similar documents shall be provided with clear space (approximately 80 mm x 50 mm) above the title block for NPC's stamping of **"Approved"** or **"Approved with Corrections Indicated"** or **"Returned for Correction"** that are defined as follows:



SECTION VI – TECHNICAL SPECIFICATIONS

- **"Approved"** or **"A"** mark authorizes the Contractor to proceed with the Work as indicated
- **"Approved with Corrections Indicated"** or **"AWCI"** mark authorizes the Contractor to proceed with the Work with due consideration of the notes and/or comments/corrections indicated therein and re-submit the drawings, specifications or designs for subsequent approval
- **"Returned for Correction"** or **"RFC"** mark requires the Contractor to make the corrections indicated and re-submit the corresponding drawings, specifications or designs for approval before commencing the Work indicated.

(d) All other documents shall be similarly submitted in five (5) sets and in book bound form (or securely fastened).

Approval of the Contractor's drawings and other technical documents shall not be construed as the Contractor's relief of its obligations to meet all the requirements of this specification.

When revised drawings or drawings which have been returned to the Contractor marked **"Approved with Corrections Indicated"** or **"Returned for Correction"** are re-submitted for approval, the revision block shall be completed with the description and date of revision and the appropriate revision letter or numeral which shall be clearly indicated adjacent to the revision or modification which requires approval.

No revision affecting the design shall be made after a drawing has been **"Approved"** without re-submitting the drawings suitably revised for formal approval.

NPC will complete the review and approval of the Contractor's drawings within twenty (20) calendar days from the receipt of the respective documents at NPC's office +mandated to act on those submittals. If within the same period, the Contractor has not received any response from NPC to that regard, the Contractor may proceed with the design and manufacture of equipment, materials or assemblies as if the drawings have been approved. The Contractor, however, is referred to the provision stated above regarding NPC approval of Contractor's drawings.

**GW-2.5.8 Building/Occupancy Permit and other Licenses and Permits imposed for the Contract**

All forms of taxes, such as value added tax (VAT) including Local Government Unit (LGU) licenses and permits, and others that may be imposed by the Philippine Government or any of its agencies and political subdivisions in connection with Contract shall be for the account of the Contractor. NPC shall provide assistance to the Contractor in securing the needed documents for the permits/licenses or approvals.

Whenever Building/Occupancy Permit is required at the place where the subject building/structure is located or to be erected, the Contractor shall apply, process, submit and bear all costs and charges to the corresponding fees/incidental services of the required documents in securing a building permit.



SECTION VI - TECHNICAL SPECIFICATIONS

For Building/Occupancy Permit purposes, the assigned Project Manager or designated representative of NPC shall be the signatory for the Owner's Representative/Procuring Entity and Full-time Inspector and Supervisor for the Construction Works. A third-party consultant hired by the contractor shall be the signatory of the project specifications, drawings, and design analysis/computation of Architectural, Structural, Electrical, Mechanical & Plumbing. While the Contractor will be the signatory for the Bill of Quantities/Cost Estimates. NPC may opt to require the contractor to provide the professional/eligible personnel to sign the permits especially but not limited to project with construct and design contract. The Contractor at his own expense shall bear all the costs and charges needed to comply with the said documents. The Contractor shall not be relieved on its responsibility with regards to the reliability and integrity of the project concern.

**GW-3.0 MATERIALS AND EQUIPMENT****GW-3.1 General**

All materials to be furnished by the Contractor shall be new and unused, free from defects and imperfections and best suited for its intended purpose. All materials shall comply with the latest revisions or editions of the specified standards or material specifications.

The equipment and/or materials to be furnished under this specification shall be essentially the current standard products of the respective manufacturer regularly engaged in the production of such equipment and/or materials. It shall be designed and manufactured for maximum safety and reliability in accordance with quality specifications.

Original brochures, catalogs and other related technical data sheets of materials and equipment to be furnished by the Contractor under this contract shall be submitted in prescribed form during the project implementation for NPC's review and approval prior to its fabrication and/or procurement.

Certified mill test reports, as required in the relevant sections of this specification and the governing codes and standards, shall be furnished by the Contractor for NPC's record. Copies of each mill test report shall be submitted to NPC prior to procurement/fabrication of materials under consideration.

**GW-3.2 Codes and Standards**

All materials, equipment, fabrication, construction, installation, inspection and testing furnished shall conform to the latest specifications and provisions of engineering societies and governing standards or other internationally accepted standards listed hereunder:

ACI	-	American Concrete Institute
AISC	-	American Institute of Steel Construction
ANSI	-	American National Standard Institute
API	-	American Petroleum Institute
ASME	-	American Society of Mechanical Engineers



SECTION VI – TECHNICAL SPECIFICATIONS

ASNT	-	American Society of Non-Destructive Testing
ASTM	-	American Society of Testing Materials
AWS	-	American Welding Society
NPFA	-	National Fire Protection Association
OSHA	-	Occupational Safety Health Act of 1970
SSPC	-	Steel Structures Painting Council
PNS	-	Philippine National Standards
NBCP	-	National Building Code of the Philippines
NSCP	-	National Structural Code of the Philippines

Other standards not mentioned above may be accepted provided that they ensure equal or higher quality; provided; further, that they meet the requirements of existing laws and regulations of the Government of the Republic of the Philippines.

In the event of any conflict among the above listed or other applicable codes and this Specification, Appendices and Attachments, the Contractor shall refer the conflict to NPC for written resolution. Otherwise, the responsibility shall be on the Contractor to show the suitability of any alternative standards he may wish to use without NPC approval.

In addition to the above codes and standards, the Contractor shall comply with all applicable state and local laws and regulations. The latest edition of each standard shall mean the latest edition available at the date of contract signing.

Other internationally recognized national standards may be accepted, if in the opinion of NPC, such will guarantee a quality not inferior to that guaranteed by the above standards. The list of these alternative standards which the Contractor proposes to adopt must be attached to his Bid for acceptance. In every case, the Contractor must list fully the standards they will conform to for this Contract.

All units, dimensions and calculations shall be in metric system.

**GW-3.3 Test of Materials**

All materials, parts and/or assemblies, to be used in the Works shall be tested conforming to the specifications and provisions of the approved and applicable standards for testing of materials. Results of the test shall be submitted to provide the means of determining compliance with the applicable specifications. All test or trials shall be made in the presence of NPC or his duly authorized representative unless NPC waived in writing its right to witness such test.

**GW-3.4 Tropical Serviceability****GW-3.4.1 General**

In choosing materials and their finishes, due regard shall be given to the humid tropical conditions and environment under which the equipment is to work, and the structures are to be built. Some relaxation of the following provisions may be permitted where equipment is hermetically sealed, but it is preferred that tropical grade materials should be used wherever possible.

**SECTION VI – TECHNICAL SPECIFICATIONS****GW-3.4.2 Metals**

Iron and steel, in general, are to be galvanized or painted, as appropriate or specified. Small iron and steel plate (other than SUS 316 stainless steel) of all instruments and devices, the metal parts or mechanisms are to be treated in an approved manner to prevent corrosion. Other components which are laminated, or which cannot be rust proofed, shall have all the expected parts thoroughly cleaned and heavily enameled, lacquered or compounded.

**GW-3.5 Workmanship**

Workmanship shall be of first-class quality and in accordance with the best modern engineering practice for construction of all civil works structures and the manufacture, assembly, test and commissioning of equipment and other components, notwithstanding any omissions from the specifications and drawings. To ensure quality workmanship, only technicians and competent workers, skilled in their respective trades, shall be employed

**GW-4.0 DESIGN AND CONSTRUCTION CONDITIONS****GW-4.1 Acknowledgement to Site Conditions**

It shall be the responsibility of the Contractor to conduct site inspection to determine the nature, location and extent of the works, the physical site conditions, and the availability/sources of materials and facilities needed to undertake the Work. The Contractor shall thoroughly investigate and familiarize himself with all the conditions prevailing at the site, assessment of existing facilities/installations that may be affected by the works under this contract, the surrounding areas, means of communication and transportation, and all other factors that could potentially hamper the smooth execution of the works under the contract.

Any and/or all expenses arising from the lack of knowledge, familiarity or understanding of the existing site conditions shall be the responsibility of the Contractor and no additional payment to that regard shall be made by NPC.

**GW-4.2 Site Conditions**

The conditions enumerated below generally apply to the site under consideration in this contract, unless otherwise specifically indicated in relevant section(s) in the technical specification.

Elevation above sea level	: 0 to 800 m
Ambient temperature	: 25 – 40°C
Barometric pressure	: 760 mm Hg
% Relative humidity	: up to 100%
Design for seismic loads	: Seismic zone factor 0.4
Maximum wind velocity	: (see latest NSCP wind velocity)

The prevailing atmospheric condition at site is generally warm and humid.

SECTION VI – TECHNICAL SPECIFICATIONS**GW-4.3 Earthquake and Wind Design Requirements**

The structures and equipment may be subjected to both horizontal and vertical seismically induced acceleration of 0.40 g or more, depending on:

- a) Natural period and mode of vibration;
- b) Damping (inherent or specifically provided);
- c) Manner of failure (ductile or brittle); and
- d) Location (at ground level or at a higher level).

The structures and equipment required under this contract shall meet the seismic design requirement for earthquake conditions.

It is evident from the design response spectra that the degree of response varies markedly with the period of vibration. It is essential, therefore, that all structures and equipment which has modes of vibration or components with a natural period longer than 0.1 seconds be identified.

Provision shall be made for seismic movement by providing seismic movement joints between components that are interconnected and may have different vibratory characteristics. These joints shall be capable of withstanding the sum of the maximum deflection of each component resulting from a design earthquake.

The structures and equipment under this contract shall meet the requirements for a basic wind speed as specified in the latest National Structural Code of the Philippines (NSCP), unless otherwise specifically indicated in relevant sections of the specifications.

The wind load shall be based on latest edition of NSCP.

**GW-4.4 Sound Control**

The Contractor shall ensure that the sound levels of equipment covered by this specification, including those equipment and tools to be used during the performance of his works are within the permissible limits for personnel as defined in DOLE's Occupational Safety & Health Standards for Noise and contractual requirements for overall plant noise levels.

If the Contractor expects the maximum sound level of his equipment to exceed 90 dBA at a distance of 1 meter, Contractor shall use acoustical treatment features to achieve the sound control design objectives.

**GW-5.0 DRAWINGS****GW-5.1 Drawings Contained in the Tender Document**

All drawings referred to in this section shall be the Bid Drawings attached to the Tender Document unless specifically stated otherwise.

Discrepancies between the drawings and actual field conditions, or between drawings and specifications, shall be immediately brought to the attention of NPC for proper resolution. All works with apparent discrepancies shall not be started without NPC's formal approval.

SECTION VI – TECHNICAL SPECIFICATIONS

Anything mentioned in these specifications and not shown on the drawings or shown in the drawings but not mentioned in the specifications but are obviously necessary to complete the works shall be considered and included as if they are both mentioned and shown.

Drawings and the specifications are complimentary to each other and what is called for in one shall be as binding as if called for both.

Bid drawings may be used for planning the work but shall not be used for construction purposes or for furnishing materials, unless authorized or approved by NPC. Bid Drawings, which show the work to be done as definitely and in as much detail as possible, may be used as guide by the Contractor to proceed in the performance of his work.

Drawings which require changes or adjustments to suit with the actual site conditions shall be prepared/submitted by the Contractor for NPC's review and approval.

**GW-5.2 Contractor/Manufacturer Drawings****GW-5.2.1 General**

Prior to the procurement of all materials, equipment and auxiliaries to be furnished under this contract, the Contractor shall submit for NPC's review, approval, and/or reference, five (5) copies of prints of detailed drawings (i.e. fabrication/assembly drawings of applicable civil structures, outline/arrangement drawings of equipment and its auxiliaries, wiring diagrams, etc.), and/or brochures. NPC shall review, comment or note corrections to be made and return two (2) copies to the Contractor within twenty (20) calendar days from receipt of the drawings and other required documents at appropriate NPC office mandated to act on those submittals. If corrections are required, the Contractor shall make all necessary corrections and re-submit the corrected ones within fourteen (14) calendar days for NPC's review and approval.

Drawings and/or brochures for approval shall be addressed to:

The Manager, Project Management Department  
National Power Corporation, Gabriel Y. Itchon Bldg.,  
Sen. Miriam P. Defensor Santiago Ave., (formerly BIR  
Road) Corner, Quezon Ave., Diliman, Quezon City

Approvals by NPC shall in no way relieve the Contractor from entire responsibility for the engineering, design, workmanship, material and all other liabilities under the Contract.

NPC reserves the right to reproduce any drawings or prints received from the Contractor as may be necessary regardless of any notice or marks appearing on the drawings or the prints prohibiting such action. All drawings shall preferably be in computer-aided design (CAD) format. All other computer-generated documents shall be compatible to Microsoft Office.

Prior to its submission, the Contractor shall first submit a list of drawings he proposes to submit for NPC's approval. Only selected drawings in the list, or any drawings as NPC deemed necessary, shall be submitted for approval. The sequence of submission shall be such that information is available for checking each drawing when it is received.



SECTION VI - TECHNICAL SPECIFICATIONS

Construction of any particular structure or portion thereof prior to the approval of pertinent drawings shall be at the Contractor's risk; whom shall be responsible for the undue cost arising from subsequent correction to the work already done but needs to be rectified to conform to the revised and approved drawings.

Should an error be found in the approved Contractor's drawings during construction/erection, the correction, including any field change considered necessary, shall be noted on the drawings and re-submitted for approval.

All data and information to be submitted shall be in the English language and all drawings shall be drawn using the metric system as unit of measurement.

All approved drawings shall form part of the Contract.

All drawings submitted by the Contractor or by any Sub-Contractor shall contain (in the lower right-hand corner), in addition to the Contractor's name, the date, drawing scale, drawing title and number, and contract number as given in the Specification.

NPC Standard Specifications for Title Blocks shall be provided to the Contractor during the contract implementation.

**GW-5.2.2 As-Built Drawings**

The Contractor shall provide and keep up-to-date "As-Built" drawings of all structures constructed. These drawings shall show all changes or revisions from the original drawings, including locations of embedded piping and other concealed items of Works.

The Contractor shall furnish prints of these drawings, which shall be kept in the Contractor's field office for use only as a record set. At the end of every month, all entries, changes or revisions made in the drawings by the Contractor shall be checked and approved by NPC.

The complete, duly checked and approved "As-Built" drawings shall be submitted by the Contractor within thirty (30) calendar days from the completion of the contract or prior to the issuance of the certificate of completion, on four (4) prints and one (1) set of write-once recordable CD's. Such CD's shall be suitable for CD ROM/WRITE drive of computer system.

Drawings and schedules shall be preferably submitted in standard A3 size. No separate payment will be made for furnishing of "As Built" drawings. Cost thereof shall be included in the various pay items in the Bill of Quantities.

**GW-5.2.3 Processing of Drawings**

All drawings to be submitted by the Contractor for NPC's review and approval shall be on A3 size folded to A4 unless mutually agreed otherwise during the implementation stage.

NPC shall review, comment or note corrections to be made and return two (2) copies to the Contractor within twenty (20) calendar days after receipt



SECTION VI – TECHNICAL SPECIFICATIONS

of the drawings/documents by NPC official(s) authorized to process such documents. If corrections are required, the Contractor shall make all the necessary corrections and re-submit the same within fourteen (14) calendar days for NPC's review and approval.

Five (5) prints with dark lines on a white background shall be furnished to NPC for each drawing submitted for approval. Two (2) copies will be returned to the Contractor either marked "Approved", "Approved with Corrections Indicated (AWCI)", or "Returned for Corrections (RFC)". When prints of drawings are marked AWCI or RFC, the Contractor shall revise/finalize these drawings and re-submit the same in five (5) copies each for final approval. Every revision shall be shown by number, date and subject in a revision block.

If minor revisions are made after a drawing has been approved, the Contractor shall furnish two (2) additional prints, subsequent to each revision. No major revision affecting the design shall be made after a drawing has been marked "Approved" without re-submitting new drawings thereof for re-processing and approval of such revision.

**GW-5.2.4 Documents for NPC's Records**

The Contractor shall furnish five (5) copies of the following documents for NPC's records:

- a) Material Data, Material Certifications and Test Results/Reports required by governing Codes and Standards; and
- b) Factory Test/Site Test (Performance) Results

**GW-6.0 INSPECTION AND TESTS****GW-6.1 General**

The Contractor shall perform at his own expense all tests required to ensure adequacy of material, workmanship and conformance of materials/equipment to the requirements of the specifications and standards.

The Contractor shall submit to NPC for approval, a complete test program for all his supplied materials/equipment and workmanship covered by the contract. Likewise, five (5) copies of test procedures shall be submitted for approval at least forty-five (45) days prior to the conduct of actual test of equipment.

NPC and/or his duly authorized representatives shall witness all applicable tests detailed in the relevant sections. NPC shall be notified by the Contractor thirty (30) days in advance of all test programs and schedule to be conducted requiring the presence of NPC.

NPC shall still be notified in advance of tests although not requiring the presence of NPC. In such case, the Contractor shall then proceed with the tests and shall submit test reports in five (5) copies to NPC. NPC's acceptance of the work by waiving the inspection of tests and receipt of the Contractor's Certified Test Reports and Inspection and Testing Certificate shall in no way relieve the Contractor of his responsibility in accordance with the requirement of the Specifications.



SECTION VI - TECHNICAL SPECIFICATIONS

For inspected or tested goods that fail to conform with the Specification, the Contractor shall either replace or make any alterations necessary to meet the requirements of the Specifications at no costs to NPC.

The Contractor shall provide the required consumables, if any, to be used during the test, unless otherwise specified in the relevant sections of the technical specifications.

During the test and upon written request of the Contractor, NPC may provide personnel to assist the Contractor in the performance of the test under the direction of the Contractor.

NPC or its designated representative shall be entitled to attend the tests and/or inspections conducted on the premises of the Contractor or its Subcontractor(s) provided that NPC shall bear all of its own costs and expenses incurred in connection with such attendance including, but not limited to, all traveling and board and lodging expenses. The Contractor, however, shall extend all reasonable facilities and assistance during the conduct of such test and/or inspection on its premises.

**GW-6.2 Inspection/Tests at Contractor's Premises**

NPC reserves the right to inspect all shop and assembly work associated with the Works, verify quantities consigned to stores and inspect quality control and assurance records as well as shop and purchase order records. When scheduled, and as often as NPC deems appropriate, progress will be monitored with respect to Key Dates in the Contract Schedule and the sequence of events and activities on the Contractor's Detailed Contract Schedule.

The Contractor shall carry out all tests in accordance with the requirements of the specifications and submitted test procedures duly approved by NPC.

Prior to shipment and final inspection, each material/equipment furnished by the Contractor shall be given the manufacturer's standard factory acceptance test and/or as required in the relevant sections of the technical specifications.

The Contractor shall carry out tests, as may be required by the specified Standards and the Quality Control and Assurance Program, as well as the entire test program approved by NPC.

If NPC opted not to witness the Testing's, NPC will issue a Certificate of Waiver of Tests Witnessing/Inspection for the equipment and materials. In such case, the Contractor shall proceed with the Factory Tests in accordance with the requirement of the specification and the manufacturer's test specification as approved by NPC.

Issuance of the Certificate of Waiver of Tests Witnessing/Inspection for equipment or material required to be witnessed by NPC or its authorized representative(s) however, shall in no way relieve the Contractor of his responsibility to conform with the approved test procedures and the requirements of the Specifications.

SECTION VI – TECHNICAL SPECIFICATIONS

The factory test record and dispositions, and any other pertinent supporting data and documents shall form part of a test report to be submitted in accordance with the specification.

**GW-6.3 Tests Failures**

If any equipment or materials supplied by the Contractor fails to pass any test, the Contractor shall make the necessary corrections or alterations for defects or order equipment/component replacement, as maybe appropriate. Any and all expenses due to additional tests or re-tests made on that regard, i.e. failure to meet the acceptance criteria and other requirements of the specification, shall be borne by the Contractor.

**GW-6.4 Test Reports/Certificates**

Five (5) certified copies of the reports of all tests and other manufacturer standard tests shall be furnished to NPC within a maximum of fifteen (15) days following the completion of the tests.

Test certificates shall include, in addition to the test results, the following information:

- a) Name/Title of Project and Specs No.;
- b) Material/Equipment data; and
- c) NPC's tag number; and/or equipment serial number.

The Contractor shall bear the cost of furnishing these records and reports.

**GW-7.0 QUALITY ASSURANCE REQUIREMENTS****GW-7.1 General**

The Contractor shall have a well-organized Quality Management System that is relevant to the Works covered under the contract to ensure that items and services, including subcontracted items and services, will comply with this specification.

Within thirty (30) days of the Effective Date of Contract, the Contractor shall submit five (5) copies of his complete quality control and assurance procedures, and manuals for review by NPC. The manual shall include pro-forma checklists for all requirements of the Contractor's quality control and assurance program and those called for in this Specification.

**GW-7.2 Quality Assurance Program**

The Contractor shall, for all work covered by the Contract:

- (a) Establish procedures for adequate planning and resourcing of all quality related activities including the preparation of quality plans;
- (b) Establish measures for the identification and control of items through all stages of the Contract. This shall include measures to maintain traceability as identified in agreed quality plans;
- (c) Arrange for the protection of the quality of the product and/or services to include delivery to the specified destination and/or performance of the required services, respectively; and



**SECTION VI – TECHNICAL SPECIFICATIONS**

- (d) Control their measuring and test equipment in accordance with the established procedures for measurements and calibration systems and ensure that such equipment that may be used by subcontractors to verify work is similarly controlled.

Where any site installation and/or test and commissioning work is involved, the Contractor shall prepare contract-specific quality assurance procedures in agreement with NPC prior to commencement of such works.

The Contractor shall ensure that all computer systems and software to be utilized on the project is qualified for the application under consideration and such qualification is documented.

**GW-7.3 Quality Plan**

The Contractor shall establish and implement quality plans detailing the specific activities, design reviews, operations, control procedures, inspections, testing, approvals and certification requirements as applicable. All procedures, which support the quality plan shall be referenced and distributed to NPC together with the quality plan. Quality plans shall be submitted to NPC for review and approval.

**GW-7.4 Records**

The Contractor shall generate records as required by the quality assurance system and quality plans. The Contractor shall make available its records including audit reports for NPC's inspection.

All records shall be concisely compiled, indexed and cross-referenced to the project contract number and the relevant subcontract numbers. They shall be clearly identifiable to the individual parts and assemblies to which they refer.

All records generated during the course of the Contract, including those generated as evidence of effective implementation of the quality assurance program of the Contractor and his subcontractors, shall be retained by the Contractor for a minimum period of five (5) years from the date of contract completion. These records shall be made available to NPC on request during the retention period.

**GW-7.5 Reporting and Corrective Action**

The Contractor's quality assurance program shall provide established procedures for prompt detection and correction of all conditions adversely affecting quality, including failures, malfunctions, incidents, trends, deficiencies, deviations, non-conformances, and defective materials.

**GW-8.0 CERTIFICATE OF COMPLETION AND ACCEPTANCE**

When all the works and services have been satisfactorily completed as required in the Contract, the Contractor may give notice to this effect to NPC. Such notice shall be deemed to be the basis for NPC to conduct final joint inspection. Certificate of Completion shall be issued within fifteen (15) days after all works have been inspected and found in conformance to the specifications and contract requirements.



**SECTION VI –TECHNICAL SPECIFICATIONS**

The Defects Liability Period of one (1) year for the completed Works shall commence on the date of issue of the Certificate of Completion. During this period, the Contractor shall undertake the repair works, at his own expense, of any damage to the infrastructure on account of the use of materials of inferior quality, within ninety (90) days from the time NPC has issued an order to undertake repair. In case of failure or refusal to comply with this mandate, NPC shall undertake such repair works and shall be entitled to full reimbursement of expenses incurred therein upon demand.

One (1) year after the issuance of Certificate of Completion, provided that there are no defects found and/or pending repair works, NPC shall issue the Certificate of Final Acceptance for the completed Works. Project warranty period shall start upon issuance of final acceptance.

**GW-9.0      GUARANTEE / WARRANTY**

The Contractor guarantees that structural defects/failures shall comply with the provision stipulated in GCC 7.2. The Contractor also guarantees that when the equipment and/or material are placed in operation and/or use, it will perform in the manner as set forth in the Contract.



# **SECTION VI**

# **TECHNICAL**

# **SPECIFICATIONS**

## **CW - (CIVIL WORKS)**

**SECTION VI – TECHNICAL SPECIFICATIONS****CW – CIVIL WORKS****TABLE OF CONTENTS**

<b><u>CLAUSE NO.</u></b>	<b><u>TITLE</u></b>	<b><u>PAGE NO.</u></b>
<b>CW-1.0</b>	<b>GENERAL CONSTRUCTION FACILITIES .....</b>	<b>1</b>
CW-1.1	Scope .....	1
CW-1.2	Moving-in.....	1
CW-1.3	Contractor's Camp Facilities.....	1
CW-1.4	Water Supply.....	1
CW-1.5	Sewerage Disposal and Sanitation.....	2
CW-1.6	Fire Protection.....	2
CW-1.7	Construction Power .....	2
CW-1.8	Camp Security.....	2
CW-1.9	Construction Material Storage.....	2
CW-1.10	Removal of Camp and Construction Facilities.....	3
CW-1.11	Measurement and Payment.....	3
<b>CW-2.0</b>	<b>CARE OF WATER DURING CONSTRUCTION .....</b>	<b>3</b>
CW-2.1	Scope .....	3
CW-2.2	Drainage and Dewatering.....	3
CW-2.3	Measurement and Payment.....	3
<b>CW-3.0</b>	<b>ENVIRONMENTAL REQUIREMENTS FOR CIVIL WORKS.....</b>	<b>4</b>
CW-3.1	Scope .....	4
CW-3.2	General Conditions.....	4
CW-3.3	Measurement and Payment.....	5
<b>CW-4.0</b>	<b>SITE GRADING .....</b>	<b>5</b>
CW-4.1	Scope .....	5
CW-4.2	Clearing, Grubbing and Miscellaneous Work.....	5
	CW-4.2.1 Clearing and Grubbing.....	5
	CW-4.2.2 Miscellaneous Works .....	6
CW-4.3	Grading.....	6
	CW-4.3.1 General.....	6
	CW-4.3.2 Classification of Materials.....	6
	CW-4.3.3 Stripping .....	6

## SECTION VI – TECHNICAL SPECIFICATIONS

	CW-4.3.4Excavation and Fill .....	6
	CW-4.3.5Slides .....	7
	CW-4.3.6Slip-Outs.....	7
CW-4.4	Disposal .....	7
CW-4.5	Sources of Fill Materials .....	8
CW-4.6	Environmental Requirements .....	8
CW-4.7	Measurement and Payment.....	8
	CW-4.7.1Clearing and Grubbing.....	8
	CW-4.7.2Miscellaneous Works .....	8
	CW-4.7.3Stripping .....	8
	CW-4.7.4Grading Excavation .....	8
	CW-4.7.5Grading Fill.....	9
<b>CW-5.0</b>	<b>STRUCTURAL EXCAVATION, FILL AND BACKFILL .....</b>	<b>9</b>
CW-5.1	Scope .....	9
CW-5.2	Materials.....	9
	CW-5.2.1Structural Excavation .....	9
	CW-5.2.2Structural Fill.....	9
	CW-5.2.3Special Foundation, if any .....	10
	CW-5.2.4Structural Backfill .....	10
CW-5.3	Construction .....	11
	CW-5.3.1Excavation .....	11
	CW-5.3.2Structural Foundation Fill.....	12
	CW-5.3.3Special Foundations.....	12
	CW-5.3.4Backfill .....	12
CW-5.4	Measurement and Payment.....	13
	CW-5.4.1Structural Excavation .....	13
	CW-5.4.2Structural Foundation Fill.....	13
	CW-5.4.3Special Foundations.....	13
	CW-5.4.4Structural Backfill .....	13
	CW-5.4.5Trench Excavation and Backfill for Sewerage, Drainage and Water Supply Pipes and Cable Trench.....	14
<b>CW-6.0</b>	<b>CONCRETE .....</b>	<b>14</b>
CW-6.1	Scope .....	14
CW-6.2	Class of Concrete .....	14
CW-6.3	Materials.....	14
	CW-6.3.1Cement .....	14
	CW-6.3.2Reinforcing Steel.....	14
	CW-6.3.3Water .....	15

## SECTION VI – TECHNICAL SPECIFICATIONS

	CW-6.3.4Aggregates.....	15
	CW-6.3.5Formwork .....	15
CW-6.4	Storage of Materials .....	15
	CW-6.4.1Cement and Aggregates.....	15
	CW-6.4.2Reinforcing Steel.....	16
CW-6.5	Concreting.....	16
	CW-6.5.1General.....	16
	CW-6.5.2Formwork Construction.....	16
	CW-6.5.3Placing Reinforcement.....	17
	CW-6.5.4Mixing Concrete .....	17
	CW-6.5.5Placing Concrete.....	17
	CW-6.5.6Finishing Concrete.....	18
	CW-6.5.7Removal of Forms .....	18
	CW-6.5.8Curing and Protection .....	18
	CW-6.5.9Sampling and Testing of Concrete.....	19
	CW-6.5.10Tolerances and Repair for Concrete Construction.....	19
	CW-6.5.11Second Stage Concrete .....	20
CW-6.6	Measurement and Payment.....	20
<b>CW-7.0</b>	<b>REINFORCING STEEL .....</b>	<b>20</b>
CW-7.1	Description .....	20
CW-7.2	Material Requirement.....	20
	CW-7.2.1Bar Reinforcement.....	20
	CW-7.2.2Sampling .....	21
CW-7.3	Construction Requirement .....	21
	CW-7.3.1Order List for Bent Bars .....	21
	CW-7.3.2Fabrication .....	21
	CW-7.3.3Protection of Material .....	21
	CW-7.3.4Placing and Fastening Reinforcement & Miscellaneous Material (ACI-301) .....	22
	CW-7.3.5Splicing.....	23
CW-7.4	Measurement and Payment.....	24
<b>CW-8.0</b>	<b>STRUCTURAL STEEL .....</b>	<b>25</b>
CW-8.1	General.....	25
	CW-8.1.1Submittals .....	25
	CW-8.1.2Delivery and Storage.....	25
CW-8.2	Materials.....	25
	CW-8.2.1Steel.....	26
	CW-8.2.2Bolts, Nuts and Washers:.....	26



## SECTION VI – TECHNICAL SPECIFICATIONS

	CW-8.2.3Accessories: .....	26
CW-8.3	Execution .....	26
	CW-8.3.1Fabrication .....	26
	CW-8.3.2Welding of Structural Steel Work: .....	27
	CW-8.3.3Shop Painting .....	27
	CW-8.3.4Erection .....	27
	CW-8.3.5Tests and Inspections .....	28
CW-8.4	Measurement and Payment.....	28
<b>CW-9.0</b>	<b>DRAINAGE SYSTEM AND APPURTENANT STRUCTURES .....</b>	<b>28</b>
CW-9.1	Scope .....	28
CW-9.2	Materials.....	29
	CW-9.2.1Concrete Ditch.....	29
CW-9.3	Construction .....	29
	CW-9.3.1Concrete Ditch.....	29
	CW-9.3.2Appurtenant Structures .....	29
CW-9.4	Measurement and Payment.....	29
	CW-9.4.1Concrete Ditch.....	29
	CW-9.4.2Appurtenant Structures .....	29
<b>CW-10.0</b>	<b>GROUTED RIPRAP .....</b>	<b>30</b>
CW-10.1	Scope .....	30
CW-10.2	Materials.....	30
	CW-10.2.1Cement and Reinforcing Steel .....	30
	CW-10.2.2Fine and Coarse Aggregates and Water .....	30
	CW-10.2.3Grouted Riprap/Stone Masonry .....	30
CW-10.3	Construction .....	30
CW-10.4	Measurement and Payment.....	31
	CW-10.4.1Grouted Riprap (Slope Protection) .....	31

## TECHNICAL SPECIFICATIONS

### CW – CIVIL WORKS

#### **CW-1.0 GENERAL CONSTRUCTION FACILITIES**

##### **CW-1.1 Scope**

This section covers the construction and/or maintenance of access roads, drainage system and other appurtenant structures, moving-in of the Contractor's construction equipment, setting up of the Contractor's camp and the disposition of the Contractor's various facilities at the end of the Contract.

##### **CW-1.2 Moving-in**

The Contractor shall bring to the site all his necessary construction equipment and plant and install all stationary construction equipment and plant at location and in the manner approved by the NPC. The Contractor shall submit sufficient detailed plans showing the proposed location of such stationary equipment and plant and other pertinent data. No installation of such stationary equipment shall be undertaken unless the corresponding plans have been approved by the NPC.

##### **CW-1.3 Contractor's Camp Facilities**

The Contractor shall provide and grade his camp site, construct his camp, employee housing, warehouse, machine and repair shops, fuel storage tanks and provide such related facilities and sanitary conveniences that the Contractor deems necessary for maintaining health, peace and order in the camp and work areas. The areas that may be used by the Contractor within the plant site shall be designated by the NPC.

The Contractor shall provide, maintain and operate, under competent direction, such camps and facilities as are necessary for the housing, feeding and accommodation of his employees.

##### **CW-1.4 Water Supply**

The Contractor shall, at his own expense, be responsible for the supply, installation, operation and maintenance of a safe and adequate supply of drinking and domestic water. Whenever there is a possibility of contamination of the water supply for drinking and domestic purposes, chlorination or some other approved methods of sterilization shall be carried out. The installation and maintenance of these services shall be subject to the approval of the NPC.

**CW-1.5 Sewerage Disposal and Sanitation**

The Contractor shall, at his own expense, be responsible for the installation operation and maintenance of an adequate sewerage disposal and sanitation system and shall provide adequate toilet and wash-up facilities for his employees at his camp and in the areas where work is being carried out.

The Contractor shall execute the work with due regard to adequate sanitary provisions and applicable codes and shall take all necessary steps to prevent the pollution of water in any spring, river, or other sources of water supply. All toilets or wash-up facilities shall be subject to the prior and continuing approval of the NPC.

**CW-1.6 Fire Protection**

The Contractor shall observe all necessary precautions against fire, shall provide and maintain at his own expense, portable fire-fighting equipment he may deem necessary, and shall comply with all applicable laws of the Philippines relating thereto.

In the event of an uncontrollable fire occurring in the Contractor's operation, the Contractor shall have to extinguish the fire immediately at his own expense, to the full extent of the manpower and equipment employed under the contract at the time of the fire.

The Contractor shall indemnify NPC against all liabilities, claims, damages and/or lawsuits arising thereto.

**CW-1.7 Construction Power**

The Contractor shall be responsible for providing his own electric power supply required for construction and erection/installation. If power is available from NPC and should the Contractor elect to utilize the NPC's power supply, he shall make an arrangement with NPC concerned group as to the billing rates and other requirements needed for direct connection to NPC.

**CW-1.8 Camp Security**

The Contractor shall provide his own security force to the extent that he deems necessary for maintaining peace and order in the camp and work areas and to safeguard materials and equipment. Nothing under the provisions of this paragraph shall relieve the Contractor from full responsibility for the maintenance of peace and order and protection of life and property in all areas where he operates.

**CW-1.9 Construction Material Storage**

The Contractor is required to put up warehouse(s) with capacities sufficient to store the construction materials required in the work. The warehouse(s) shall be specifically for this contract, notwithstanding his other facilities in the site that may serve the purpose.

SECTION VI – TECHNICAL SPECIFICATIONS

---

**CW-1.10 Removal of Camp and Construction Facilities**

After the completion of the work covered by the contract and prior to acceptance of the completed work, the entire camp facilities of the Contractor, including its water supply system, electric distribution system, quarters, warehouses, shops, dining halls, commissaries, temporary shed and other facilities therein shall be removed by the Contractor. The site shall be cleared and cleaned as directed by the NPC.

**CW-1.11 Measurement and Payment**

No separate measurement and payment will be made for the Contractor's Construction Facilities. The entire cost thereof shall be included in the various pay items in the Bill of Quantities.

**CW-2.0 CARE OF WATER DURING CONSTRUCTION****CW-2.1 Scope**

In accordance with the specifications contained in this section or otherwise directed, the Contractor shall construct and maintain all necessary temporary drainage ditches and other temporary protective works and he shall also furnish, install, maintain and operate necessary pumping equipment and other devices to protect construction operations free from water coming from any source, including rain.

**CW-2.2 Drainage and Dewatering**

The Contractor shall be responsible for dewatering foundation areas so that work can be carried out on a suitably dry condition. The Contractor shall construct drainage ditches, holes, culverts, furnish, maintain and operate at his own expense all necessary pumps and other dewatering devices to keep all work areas free from water.

After the work is completed and before it is accepted by the NPC, the Contractor shall remove all pumping equipment and shall remove, fill or plug all temporary drainage structures as directed, all at his expense.

**CW-2.3 Measurement and Payment**

No separate measurement and payment will be made for the Care of Water During Construction operations. The cost of furnishing, constructing, maintaining, operating and removing of temporary drainage structures, pumping system and other dewatering devices necessary to keep construction operations free from water, shall be included in the various pay items in the Bill of Quantities for structures where such care of water is required.

## SECTION VI – TECHNICAL SPECIFICATIONS

**CW-3.0 ENVIRONMENTAL REQUIREMENTS FOR CIVIL WORKS****CW-3.1 Scope**

This section pertains to the environmental and safety provisions, requirements and conditions that shall govern during the execution of all civil works under this project.

**CW-3.2 General Conditions**

The Contractor shall ensure compliance with the applicable environmental and safety regulations, as well as ECC conditions, during installation/construction of this project through the implementation of measures that include, but not limited to, the following:

- a) Designate a Safety Officer and a Pollution Control Officer who shall respectively handle all safety and environmental concerns of the project.
- b) Prepare and submit Construction Safety and Health Plan (CSHP).
- c) Properly manage debris and various waste generated during installation/construction, such as the following:
  - Dispose of demolition and construction debris in a designated or NPC approved disposal area(s);
  - Stockpile (and cover if possible) or haul to the designated and/or pre-developed dump sites (spoil disposal areas) that shall be provided with suitable drainage – equipped with sediment traps, stripped top soil, spoils from quarry/borrow sites and excavated materials;
  - Segregate solid wastes, such as empty cement sacks, scraps of tin or wood, used wires and other domestic garbage, for recycling or storage in NPC-approved temporary storage areas and further disposal to LGU-designated disposal sites.
  - Properly handle, store and dispose-off, through DENR-accredited transporter/treater, hazardous wastes i.e. used oils, paints, thinner, etc.
- d) Limit construction activities that generate excessive noise to daytime works only to prevent nuisance to nearby residents during rest hours.
- e) As far as practicable, undertake site stripping, grading and excavations during dry weather.
- f) Construction/Installation shall be carried-out in a manner where landslides and erosions are minimized.
- g) Avoid unnecessary opening/clearing of areas outside construction sites or destruction of vegetative cover, especially cutting of existing trees; and to re-vegetate disturbed areas.

## SECTION VI – TECHNICAL SPECIFICATIONS

- h) Implement biological control measures such as maintenance of vegetation buffers (i.e. sodding of grass, planting of creeping vines, herbs, shrubs and trees) to shield streams/rivers from sedimentation; planting of vegetative cover over erodible surfaces; and planting of exposed sloping areas with shallow-rooted species like grasses, herbs or creepers.
- i) Locate fill slopes and spoil heaps away from drainage routes and properly remove/dispose the same as soon as practicable.
- j) Preserve or replace, if practicable, natural drainage patterns (when disturbed by civil works) with appropriate drainage channels.
- k) Convey oil-contaminated wastewater from workshops, garages, or gas filling stations through an oil trap (i.e. improvised oil-water separator) prior to discharge.
- l) Spray water, wherever and whenever necessary, to minimize dust generation.
- m) Provide PPEs and other safety provisions required by DOLE, for its project/site works.
- n) Take all necessary steps to prevent the pollution of groundwater and/or water bodies in the vicinity of the project site.

**CW-3.3 Measurement and Payment**

No separate measurement and payment will be made for the Contractor's compliance to the foregoing. The entire cost thereof shall be included in the various pay items in the Bill of Quantities.

**CW-4.0 SITE GRADING****CW-4.1 Scope**

In accordance with the specifications contained herein and in conformance with the lines, slopes, grades and extent shown on the plans or otherwise directed by the NPC, the Contractor shall furnish all equipment, labor and materials and shall perform the required grading work.

**CW-4.2 Clearing, Grubbing and Miscellaneous Work****CW-4.2.1 Clearing and Grubbing**

The Contractor shall perform clearing and grubbing on the project site. The site shall be cleared and grubbed of all trees and brush except particular trees, which may be retained by the NPC for preservation. Particular trees to be left in place shall be protected from scarring and/or other injuries during clearing and grubbing work and other construction operations.

## SECTION VI – TECHNICAL SPECIFICATIONS

All stumps, roots and brush shall be removed to a depth of thirty (30) cm below original ground surface and disposed of in a place designated by the NPC. Downed timber, which may be ordered saved by the NPC for future use, shall be cut into logs as directed and neatly piled in a place designated by the NPC, otherwise they shall be disposed of same as above.

**CW-4.2.2      Miscellaneous Works**

Where shown on the drawings or if not shown but directed by the NPC, the Contractor shall perform miscellaneous work like demolition, removal, chipping, replacement or transfer of existing structures and other miscellaneous work. All demolished structures shall be disposed of as directed by NPC.

**CW-4.3          Grading****CW-4.3.1       General**

The word "grading" as defined herein means bringing to required grades all areas in accordance with the lines, slopes, elevations and grades shown on the drawings or as directed by the NPC.

**CW-4.3.2       Classification of Materials**

All materials in grading work shall be unclassified regardless of the nature of materials encountered during grading excavation and of materials used in grading fill. It is on the basis of unclassified material that Contractor shall determine his unit bid price for grading excavation and grading fill.

**CW-4.3.3       Stripping**

Fill areas to be brought to grade shall first be stripped of their top soil as directed but in no case less than twenty (20) centimeters in depth and disposed of properly in spoil areas designated by the NPC. Only materials from grading excavation and intended to be used for filling or backfilling purposes shall be stripped of top soil in the same manner as above.

**CW-4.3.4       Excavation and Fill**

Areas required to be brought to grade shall be excavated or filled as the case may be. Grading work shall be carried out in such a manner that the free drainage is maintained at all times and nowhere shall pondage be found in any part of the work.

The NPC may require the modification of slopes and grades according to the conditions actually encountered during excavation, but such change or modification shall not be construed to mean by the Contractor as a basis for additional compensation over and above the contract unit prices.

Any over-excavation performed by the Contractor for any purpose or reason, except as may be ordered by the NPC, shall be at the Contractor's expense and any excess of excavation shall be refilled, where required, with approved materials that shall be furnished, placed and properly compacted at the expense of the Contractor.

## SECTION VI – TECHNICAL SPECIFICATIONS

Unsuitable materials, as determined by the NPC, which may be encountered below established grade, shall be removed to a depth as directed and accordingly replaced with suitable materials approved by the NPC. The removal and proper disposal of such unsuitable materials shall be paid for at the contract unit price for the item, Grading Excavation, and payment for placing and compacting suitable material be made at the contract unit price for the item, Grading Fill, in the Bill of Quantities.

Fill work shall not be started until the area has been inspected and approved by the NPC after stripping. Grading fill shall be spread and compacted in layers of 15 cm. loose volume and compacted with approved roller weighing not less than 10 tons. Each layer shall be moistened or dried as directed for maximum compaction. No succeeding layer shall be placed thereon unless the preceding layer has been tested for compaction and approved by the NPC.

In the event that construction of concrete footing or other concrete foundations is on fill, the fill shall be compacted efficiently and thoroughly so that when the fill is tested for compaction at the required foundation elevation for the structure, the required bearing capacity is attained but in no case less than 144 KPa. In no case shall filling and compaction work to be done without the presence of NPC's inspectors. The Contractor shall be held liable for any structural instability or damage that might result in consequence to non-compliance of this requirement. The Contractor shall institute corrective measures to bring the foundation base to a condition or state that will conform to the required bearing capacity; and also to repair and make good any damage on the structure to the satisfaction and at no cost to NPC.

**CW-4.3.5 Slides**

In the event that slides occur along excavated slopes during grading operations or after completion of grading but prior to acceptance of the work, the Contractor shall remove and dispose the slide materials and also to trim the slopes as directed to leave the slopes in a safe and neat condition all at no additional cost to NPC, unless occurrence of such slides is occasioned by causes beyond control of the Contractor. In such event, payment for the satisfactory removal and proper disposal of slide material and finishing and rounding of slopes will be paid for at the equivalent of thirty percent (30%) of the contract unit price per cubic meter for the item Grading Excavation.

**CW-4.3.6 Slip-Outs**

In the event of slip-outs in any part of the grading fill prior to final acceptance of the work, the Contractor shall rebuild such portion of the fill. In the case it is determined that the slip-outs was caused through the fault of the Contractor, the rebuilding of the fill shall be performed by the Contractor at no extra cost to NPC; otherwise, the reconstruction of the fill will be paid for thirty percent (30%) of the contract unit for the item, Grading Fill.

**CW-4.4 Disposal**

All excess materials from grading work (including excess materials in structural excavation and miscellaneous work) shall be disposed of the by the Contractor. The acquisition of the right-of-way for the area of disposal including the access



## SECTION VI – TECHNICAL SPECIFICATIONS

thereto, permits, and other requirements, shall be the responsibility of the Contractor at no cost to NPC. The Contractor shall be held solely liable for any claim by third parties that may arise from improper transport and disposal of excess materials. The cost of acquisition of the above-mentioned right-of-way shall be included in the unit bid price for excavation.

**CW-4.5 Sources of Fill Materials**

When suitable materials from grading excavation are deficient to meet the quantity required for grading fill, additional fill materials shall be obtained from other sources proposed by the Contractor and approved by the NPC. Cost of excavating, hauling, placing and compacting additional materials from borrow sources shall be included in the unit price bid for the item, Grading Fill. Acquisition of right-of-way to these sources shall be the responsibility and account of the Contractor.

**CW-4.6 Environmental Requirements**

All construction activities to be performed by the Contractor shall be in accordance with the restrictions stated in the approved Environmental Clearance Certificate (ECC) and the conditions set forth in Clause 3.0 – Environmental Requirements for Civil Works.

**CW-4.7 Measurement and Payment****CW-4.7.1 Clearing and Grubbing**

Unless otherwise specified in the Bill of Quantities, no separate measurement and payment will be made for Clearing and Grubbing. Corresponding cost hereof shall be included in the unit bid price of relevant item(s) in the Bill of Quantities.

**CW-4.7.2 Miscellaneous Works**

Measurement for payment for miscellaneous work such as demolition, restoration, etc., shall be made on a lot basis unless otherwise specified in the Bill of Quantities. Payment will be made at the contract unit price for the item Miscellaneous Works, which payment shall cover all cost for furnishing labor, equipment and incidentals necessary for demolition and restoration, disposal, and other related works required to complete the item.

**CW-4.7.3 Stripping**

Unless otherwise specified in the Bill of Quantities, no separate measurement and payment will be made for Stripping. Corresponding cost hereof shall be included in the unit bid price of relevant item(s) in the Bill of Quantities.

**CW-4.7.4 Grading Excavation**

Measurement for payment for Grading Excavation shall be based on the number of cubic meters excavated and properly disposed. Volume shall be computed by the average end area method which shall be the volume between the original ground (as determined by survey to be made by representatives of

## SECTION VI – TECHNICAL SPECIFICATIONS

both NPC and the Contractor) and graded surface on the drawings or as established by NPC. To this volume shall be added, for purpose of payment, all authorized excavations below grade.

Payment will be made at the contract unit price for the item Grading Excavation in the Bill of Quantities, which payment shall constitute full compensation for furnishing of all labor, construction equipment and incidentals necessary excavate, dispose and other related work required to complete the work item.

**CW-4.7.5 Grading Fill**

Measurement for payment for Grading Fill shall be based on the number of cubic meters of the materials placed, graded, compacted and accepted. Volume shall be computed by the average end area method which shall be the volume between the ground surface after stripping and the finished grade surfaces on the drawings or as established by NPC.

Payment will be made at the contract unit price for the item Grading Fill in the Bill of Quantities, which payment shall constitute full compensation for furnishing of all materials, labor, construction equipment and incidentals necessary to complete the work item.

**CW-5.0 STRUCTURAL EXCAVATION, FILL AND BACKFILL****CW-5.1 Scope**

In accordance with the specifications contained herein and as shown on the drawings and otherwise directed, the Contractor shall perform all the required structural excavation, fill and backfill for the entire project, including the proper disposal of excess excavated materials.

**CW-5.2 Materials****CW-5.2.1 Structural Excavation**

No classification will be made on the materials excavated. The Contractor shall determine his/her unit bid price for structural excavation based on unclassified material regardless of the nature of the materials actually encountered and excavated.

**CW-5.2.2 Structural Fill****a. Sand and Gravel Fill**

The material shall be of the same classification as the sand and gravel base consisting of river sand and gravel as approved by the NPC. The composite material shall be free from vegetable matter and lumps or balls of clay, and shall be uniformly graded from coarse to fine in accordance with the grading requirements shown below:

## SECTION VI – TECHNICAL SPECIFICATIONS

<b>Sieve Designation (Square Mesh Sieves)</b>	<b>Percentage by Weight Passing</b>
50.0 mm (2")	100
25.4 mm (1")	55-85
10.5 mm (3/8")	35-60
4.76 mm (No. 4)	25-50
2.08 mm (No. 10)	20-40
0.42 mm (No. 40)	8-20
0.074 mm (No. 200)	2-8

## b. Structural Earth Fill

Structural earth fill shall consist of filling with suitable materials obtained from grading excavation or from borrow areas approved by the NPC.

**CW-5.2.3 Special Foundation, if any**

The NPC shall have the option to use one or both of the following materials for special foundations, whether or not shown on the drawings:

## a. Lean Concrete

The strength of lean concrete shall be 13.79MPa or as designated by the NPC.

## b. Selected Materials

Selected materials shall consist of compactable material which, when compacted, shall attain the required bearing capacity. The material could be a combination of earth and rock particles not greater than 8 cm including sandy clay, gravelly clay, or shale, all approved by the NPC.

Bed materials for water pipes and/or drainage culverts shall use sand fills.

**CW-5.2.4 Structural Backfill**

Backfill for Structures Other Than Pipes – Material for backfill shall consist of compactable and approved material taken from grading and structural excavations. Any additional material needed shall be obtained from borrow areas proposed by the Contractor and approved by the NPC.

Backfill for Sewerage and Drainage Pipes – The layer of backfill materials immediately above, up to 60 cm. from the top of pipe, and on the sides of the pipe shall consist of selected material consisting of clay soil and/or other fine materials that are free from stone particles, roots, debris. The upper layer shall consist of compactable materials taken from pipe trench and other structural excavation.

Backfill for Water Supply Pipes – Backfill for water supply pipes shall consist of compactable materials taken from trench excavation and approved by the NPC.

## SECTION VI – TECHNICAL SPECIFICATIONS

**CW-5.3 Construction****CW-5.3.1 Excavation****a. General**

The Contractor shall notify the NPC sufficiently in advance before the beginning of any excavation so that a joint survey for baseline data and cross-sectional measurements can be undertaken on the undisturbed/natural ground surface. All excavation shall be carried out according to the lines, slopes and grades shown on the drawings. In case an increase or decrease in quantities occur as a result of changes made by the NPC to such lines, slopes, and grades, the provisions on Variation Orders shall apply.

After each excavation is completed or where replacement of unsuitable material below required foundation grade has been undertaken, the Contractor shall notify the NPC so that proper inspection and confirmatory test on the bearing capacity of the foundation material can be made. In no case that concrete, sewer, drainage or water supply pipe can be placed unless a written approval has been issued by the NPC.

Over-excavation performed by the Contractor due to his carelessness shall be filled and properly compacted with the suitable material approved by NPC, at no additional cost to NPC.

**b. Structural Excavation, Structure Other Than Pipes**

The Contractor shall excavate the foundations to the specified side slopes and depths shown on the drawings, after which the NPC will conduct tests on the underlying material below foundation grade to determine the actual bearing capacity at such depth. If the required bearing capacity is not attained, the NPC shall instruct the Contractor to excavate further down until, in the opinion of the NPC, the bearing capacity is adequate to sustain the applied load on the foundation.

Compliance to such instruction shall not entitle the Contractor for additional compensation over and above the unit prices for excavation regardless of the nature of material excavated. For purposes of measurement, the applicable paylines for the excavation under this condition or situation shall be as shown on the drawings that show the paylines for excavation and special foundation materials.

**c. Drainage and Sewerage Pipes and Cable Trench**

The width of trench excavation for drainage and sewerage pipes and cable trench shall be as indicated on the drawings. All trench bottoms shall be excavated to the foundation grade indicated, regardless of the foundation material classification.

Service pipes shall be buried to a depth of at least 0.15 meter below grade line.

## SECTION VI – TECHNICAL SPECIFICATIONS

**CW-5.3.2 Structural Foundation Fill**

No fill materials shall be placed in any part of the fill foundation unless the foundations have been inspected and approved by the NPC. Fill materials shall be placed and spread in layer covering the entire length and breadth of the section under construction, each layer not to exceed 15 cm. in loose volume thickness and compacted thoroughly to the desired compaction as determined by the NPC. No succeeding layer shall be placed until the previous layer has been tested and approved, as to compaction, by the NPC.

**CW-5.3.3 Special Foundations**

If unsuitable material is encountered or if the foundation material is unsuitable such that the required bearing capacity of the foundation cannot be attained at the required elevation, further excavation shall be performed by the Contractor as stated in CW-5.3.1b.

Excavated materials below foundation grade shall be replaced at the direction of the NPC, either by lean concrete or by selected materials as mentioned in CW-5.2.3.

Selected materials shall be placed in 15-cm layers and compacted until the required bearing capacity is attained.

**CW-5.3.4 Backfill****1. Structures, Other Than Pipes**

Excavated areas around structures for backfilling shall be backfilled with approved materials in horizontal layers, each not exceeding 15cm. (6") in loose volume thickness. Each layer shall either be moistened or dried as directed and thoroughly tamped with tampers having no less than 160 cm<sup>2</sup> of tamping area and weighing not less than 20 kg. The last layer shall be neatly brought up to the level of the adjoining finished grade surface.

In no case shall backfill be placed around concrete structures until after fourteen (14) days from placement of the concrete.

**2. Drainage and Sewerage Pipes**

After the pipes have been installed and grouted joints sufficiently cured, but in no case less than seven (7) days allowed for curing as specified in NSCP and the whole pipeline inspected, backfill materials specified herein shall be placed in layers as directed, each layer either dried or moistened as directed and thoroughly tamped. The backfill shall be brought up evenly on both sides of the pipe up to the top of the pipe and finally up to the finished grade surface.

SECTION VI – TECHNICAL SPECIFICATIONS

---

**CW-5.4 Measurement and Payment****CW-5.4.1 Structural Excavation**

Measurement for payment for structural excavation performed by the Contractor for structures (except drainage, sewerage and water supply pipes, and appurtenances of which cost of excavation and backfill is included in the cost of installed pipe and constructed appurtenances) will be based on the number of cubic meters of materials excavated.

For purpose of payment, all authorized excavation below foundation grade (like in the case of unsuitable materials encountered) shall be included in the measurement.

Payment will be made at the contract unit price for Structural Excavation in the Bill of Quantities, which payment shall constitute full compensation for furnishing all labor and equipment necessary for excavation work and proper disposal of excess material excavated.

**CW-5.4.2 Structural Foundation Fill**

Measurement for payment for Structural Foundation Fill will be based on the number of cubic meters of fill materials placed within the neat lines as shown on the drawings.

Payment will be made at the contract unit price for the item, Sand and Gravel Fill/Base, in the Bill of Quantities, which payment shall constitute full compensation for furnishing, placing and compacting fill materials; labor which include spreading, compacting, etc., equipment and other incidentals necessary to complete the item.

**CW-5.4.3 Special Foundations**

Measurement for payment for lean concrete and/or selected materials placed within the pay lines for excavation will be based on the number of cubic meters in-place and accepted.

Payment will be made at the contract unit price for the corresponding item shown in the Bill of Quantities, which payment shall cover all costs for furnishing all labor, materials, equipment and tools necessary to complete the item.

**CW-5.4.4 Structural Backfill**

Measurement for payment for Structural Backfill (except backfill for drainage and sewerage pipes, appurtenances and other structures of which cost of backfill is included in the cost of installed pipes and appurtenances) will be based on the number of cubic meters of approved materials, backfilled, satisfactorily compacted and accepted. Any backfill material placed outside the pay lines for excavation to replace slides or over-excavation will not be paid.

Payment will be made at the contract unit price for the item, Structural Backfill, in the Bill of Quantities, which payment shall constitute full compensation for furnishing all labor, materials and equipment necessary for backfilling work.

## SECTION VI – TECHNICAL SPECIFICATIONS

**CW-5.4.5 Trench Excavation and Backfill for Sewerage, Drainage and Water Supply Pipes and Cable Trench**

No separate measurement and payment will be made for trench excavation and backfill for all sewerage, drainage and water supply pipes. Payment for trench excavation and backfill for pipes shall be included in the payment pertaining to pipes as shown in the Bill of Quantities.

**CW-6.0 CONCRETE****CW-6.1 Scope**

In accordance with the specifications contained in this section, the Contractor shall furnish all materials, labor, equipment and tools and perform all concreting works in accordance with the drawings, or as otherwise directed.

**CW-6.2 Class of Concrete**

Class of concrete or strength shall be as indicated on the drawings, which shall conform to the minimum requirement for compressive strength indicated on the provision of NSCP for Concrete and, in no case, shall not be less than 20.7 MPa.

**CW-6.3 Materials****CW-6.3.1 Cement**

Cement for concrete works shall be furnished by the Contractor and shall conform to the requirements of the latest edition of the Standard Specifications for Portland Cement (ASTMC150).

Unless otherwise specified, cement shall be ordinary Portland Cement. Type I for general construction which concrete is not in contact with soils or ground water and Type II for concrete in contact with soil or ground water. However, the use of Portland Pozzolan Cement Type IP meeting the AASHTO/ ASTM requirements may be allowed, provided that trial mixes shall be done and that the mixes meeting the concrete strength requirements of the AASHTO/ ASTM provisions, pertaining the use of Portland Pozzolan Cement Type IP, shall be adopted.

Changing of brand or type of cement within the same structure will not be permitted unless with prior permission and approval obtained from the NPC.

**CW-6.3.2 Reinforcing Steel**

The Contractor shall furnish all reinforcing steel of the sizes shown on the drawings and in accordance with the herein specifications for reinforcing steel.

## SECTION VI – TECHNICAL SPECIFICATIONS

**CW-6.3.3 Water**

Water for use in concrete shall be subject to the approval of the NPC. It shall not be salty and shall be reasonably clear and free from oil, acid, injurious alkali or vegetable matter.

**CW-6.3.4 Aggregates**

All coarse and fine aggregates shall consist of hard, tough, durable and clean, uncoated particles. All foreign materials and dust shall be removed by processing. Aggregates shall generally be rounded and reasonably free from thin, flat and elongated particles in all sizes and well graded from coarse to fine.

**CW-6.3.5 Formwork**

Timber, lumber and plywood to be used for falsework and formwork shall be sound and shall comply with the requirements of this specifications. Use forms where a smooth form finish is required. Lumber shall be square-edged or tongue-and-groove boards, free or raised grain, knotholes and the other surfaces defects. Steel when used shall conform to the requirements of the ASTM A36. Steel form surfaces shall not contain irregularities, dents, or sags.

Forms shall be wood, plywood, or steel. Wood forms for surfaces exposed to view in the finished structure and requiring a smooth form finish, shall be plywood. For unexposed surfaces, undressed square-edge lumber may be used. Forms for surfaces requiring special finishes shall be plywood, or shall be lined with plywood, a non-absorptive, hard-pressed fiberboard, absorptive-type lining or other suitable material. Plywood, other than for lining, shall be concrete-form plywood free of raised grain, torn surfaces, worn edges, patches, or other surface defects, which would impair the texture of the concrete surface. Surfaces of steel forms shall be free from irregularities, dents, and sags.

**CW-6.4 Storage of Materials****CW-6.4.1 Cement and Aggregates**

All cement shall be stored, immediately upon delivery at the Site, in weatherproof building that will protect the cement from dampness. The floor shall be adequately raised from the ground and in buildings placed in the locations approved by NPC. Provisions for storage shall be ample, and the shipments of cement as received shall be separately stored in such a manner that allows the earliest deliveries to be used first and to provide easy access for identification and inspection of each shipment. Storage buildings shall have capacity for storage of sufficient quantity of cement to allow sampling at least twelve (12) days before the cement is to be used. Bulk cement, if used, shall be transferred to elevated air tight and weatherproof bins. Stored cement shall meet the test requirements at any time after storage when NPC orders retest. At the time of use, all cement shall be free flowing and free of lumps.

Handling and storing of concrete aggregates shall be such that segregation or inclusion of foreign materials is sufficiently prevented. NPC may require that aggregates be stored on separate platforms at satisfactory locations.



## SECTION VI – TECHNICAL SPECIFICATIONS

In order to secure greater uniformity of concrete mix, NPC may require that the coarse aggregate be separated into two or more sizes. Different sizes of aggregates shall be stored in separate bins or in separate stockpiles and relatively away from each other to prevent the material at the edges of the piles from intermixing.

**CW-6.4.2 Reinforcing Steel**

Reinforcing steel shall be stored in accordance with the specifications for reinforcing steel.

**CW-6.5 Concreting****CW-6.5.1 General**

The written approval of the NPC shall be secured prior to any concreting work. All concrete shall be poured on dry and cleaned surfaces.

**CW-6.5.2 Formwork Construction**

Forms shall be installed mortar and watertight, true to the dimensions, lines and grades of the structure and with the sufficient strength, rigidity, shape and surface smoothness as to leave the finished works true to the dimensions shown on the drawings or required by NPC and with the surface finish as specified.

The inside surfaces of forms shall be cleaned of all dirt, mortar and foreign material. Forms, which will subsequently be removed, shall be thoroughly coated with a release agent or coating prior to its use. The release agent shall be commercial quality form oil or other approved coating which will permit the ready release of the forms and will not discolor the concrete.

Formwork for concrete placed underwater shall be watertight.

Forms shall be constructed so that the form surface of the concrete does not undulate excessively in any direction. Undulations exceeding either 2 mm or 1/270 of the center distance between studs, joints, form stiffeners, form fasteners, or wales will be considered to be excessive. Should any form of the forming system, even though previously approved for the use, produce a concrete surface with excessive undulations, its use shall be discontinued until modifications, satisfactory to NPC's Representative, have been made.

Portions of concrete structures with surface undulations in excess of the limits herein stated may be rejected by the NPC.

Form fasteners consisting of bolts, clamps or other devices shall be used as necessary to prevent spreading of the forms during concrete placement. The use of ties consisting of twisted wire loops to hold the forms in position will not be permitted.

All formworks shall be provided with adequate clean-out openings to permit inspection and easy cleaning after all reinforcement has been placed. Where forms for continuous surfaces are placed in successive units, the forms shall be fitted over the completed surface to obtain accurate alignment of the surface and to prevent leakage of mortar. Panel forms shall be constructed so that they

## SECTION VI – TECHNICAL SPECIFICATIONS

can be removed without damaging the concrete. All exposed joints, edges, and external corners shall be chamfered a minimum of 20 mm unless specified otherwise herein. Forms for heavy girders and similar members shall be constructed with a proper camber.

Coating: Before placing the concrete, the contact surface of forms shall be coated with a non-staining mineral oil or suitable non-staining form coating compound or shall be given two coats of nitrocellulose lacquer, except as specified otherwise. Mineral oil shall not be used on forms for surfaces, which are to be painted. For surfaces not exposed to view in the finished structure, sheathing may be wetted thoroughly with clean water. All excess coating shall be removed by wiping with cloths. Reused forms shall have the contact surfaces cleaned thoroughly. Those that have been coated shall be given an additional application of the coating. Plaster waste molds shall be layered with two coats of the thin shellac or lacquer and coated with soft or thinned non-staining grease.

Tolerance and Variations: The Contractor shall set and maintain concrete forms to ensure that, after removal of the forms and prior to patching and finishing, no portion of the concrete work will exceed any of the tolerances specified. Variations in floor levels shall be measured before removal of supporting shores. The Contractor shall make the necessary corrective measures for the variations resulting from deflection, or when the latter affects concrete quality or curing. The tolerances specified shall not exceed by any portion of the concrete surfaces; the specified variation for one element of the structure shall be considered unacceptable when it permits another element of the structure to exceed its allowable variations. Except as otherwise specified herein, tolerances shall conform to ACI 347.

**CW-6.5.3 Placing Reinforcement**

Reinforcing steel and embedded items shall be properly and securely installed prior to the placing of concrete.

In no case shall concreting start without prior inspection and approval by the NPC of the placed reinforcement and other embedded items.

**CW-6.5.4 Mixing Concrete**

Mixing of concrete shall conform to the requirements of ACI Code for Concrete Construction.

**CW-6.5.5 Placing Concrete**

Concrete shall be conveyed from mixers to the forms or to the place of deposit as rapidly as possible and by methods that will prevent segregation or loss of ingredients. There shall be no vertical drop greater than 1.5 meters except where suitable equipment like metal pipe or tremie is used. The pipe or tremie shall be kept full of concrete and its end shall be kept buried in the newly placed concrete. Chutes through which concrete is delivered to the structure in a thin, continuously exposed flow will not be permitted except for very limited or isolated sections of the work.

## SECTION VI – TECHNICAL SPECIFICATIONS

Earth surfaces, upon which concrete shall be placed, shall be cleaned, dry and thoroughly compacted before placing the concrete.

Rock surface, upon which concrete shall be placed, shall be thoroughly cleaned of loose or semi-detached or unsound rock particles. Before placing concrete, all surfaces shall be wetted thoroughly to keep them in a completely moist condition, after which leveling mortar of the same cement ratio as the concrete mix complete contact between concrete and the leveled surface.

**CW-6.5.6 Finishing Concrete**

After the concrete has been deposited, distributed and vibrated, the concrete shall be struck off and screened by mechanical means approved by the NPC. The finishing machine shall be of the screening and troweling type designed and operated both to strike off and to consolidate. Hand finishing may be employed when suitable finishing machines are not available. Finishing of concrete shall be done, as directed, to the satisfaction of the NPC.

All finished surfaces shall be tested with 3 meters straight edge and any variation of the surface from the desired crown or cross section shall be properly corrected.

**CW-6.5.7 Removal of Forms**

Formwork shall not be removed without the permission of NPC; where such permission, however, shall not relieve the Contractor of its responsibility for the safety of the work. Blocks and bracing shall be removed at the time the forms are removed and in no case shall any portion of the wood forms be left in the concrete.

Falsework removal for continuous structures shall be as directed by NPC but in which case shall be temporarily supported such that the structure is gradually subjected to its working stresses. False work shall not be released in any span until the strength specified hereunder is attained.

When concrete strength tests are to be used as basis for the removal of forms and supports, the compressive strength of concrete must meet the following minimum requirements:

	Min. Time	Min.% Strength
Centering under girders and beams	14 days	80%
Sides of beams and all vertical surfaces	1 day	70%
Floor Slabs	14 days	80%

The site shall be cleared of all debris and refuse resulting from work.

**CW-6.5.8 Curing and Protection**

Concrete shall be cured for a period of not less than fourteen (14) consecutive days by keeping the surfaces of concrete continuously (not periodically) wet. Where tongue and groove forms were used and left in place of curing, they shall be kept wet at all times prevent opening at the joints and drying out of the concrete.

## SECTION VI – TECHNICAL SPECIFICATIONS

**CW-6.5.9 Sampling and Testing of Concrete**

The Contractor shall furnish all materials, either separately or mixed, as required by NPC. Selection of materials and the making of test specimens shall be made under the supervision of NPC and delivered to NPC laboratory or any NPC-accredited testing agency at the Contractor's expense.

The expense of making and curing all concrete specimens including the materials comprising the concrete specimens shall be borne by the Contractor. The cost of shipping and testing the concrete shall likewise be at the expense of the Contractor.

No concreting work on the project will be permitted to be done until NPC signifies in writing the approval of the use of all materials involved in making the concrete, following the satisfactory results of the necessary tests.

As work progresses, test cylinders shall be fabricated from the concrete samples and tested in accordance with ASTM C31 and ASTM C310. At least one set of four (4) cylinders shall be made from each 10 cu.m of the concrete placed of each class. Also at least one set shall be made per day for each class of concrete placed each day.

Two (2) cylinders shall be tested at 28 days for specification compliance and one shall be tested at 7 and 14 days respectively for information. The acceptance test result shall be the average of the strength of the two cylinders tested at 28 days.

The strength level of a concrete mixture shall be acceptable if every average of any three consecutive strength tests equals exceeds  $f'_c$ , provided no strength test falls below  $f'_c$  by more than 500psi (3.5MPa) if  $f'_c$  is 5000psi or less; or by more than  $0.10f'_c$  if  $f'_c$  exceeds 5000psi (35MPa).

Concrete deemed to be not acceptable using the above criteria maybe rejected unless the Contractor can provide evidence, by means of core tests, that the quality of concrete represented by the failed test result is acceptable in place. Three (3) cores shall be taken in accordance with ASTM C42 and soaked for 24 hours prior to testing. Concrete in the area represented by the cores will be deemed acceptable if the average strength of the cores is equal to at least 85% of and no single core is less than 75% of the specified strength.

**CW-6.5.10 Tolerances and Repair for Concrete Construction**

Concrete structures shall be constructed to the lines shown on the drawings or where so required to suit actual field requirements. Any structure that does not conform to such lines shall be repaired or removed and made anew by the Contractor at no additional cost to the Corporation.

Repairs shall be made at surface imperfections due to faulty placing of concrete and cuts on the structures due to the removal of excess concrete on the lines shown on the drawings. Such repairs shall be made immediately after early stripping of the forms, after the imperfections have been identified and the methods of repair appropriately established.

## SECTION VI – TECHNICAL SPECIFICATIONS

**CW-6.5.11 Second Stage Concrete**

The second stage of concrete finishing shall be done only after the final installation of all pertinent equipment, anchorages, pipings, conduits and other embedded items as may be required for all electromechanical works.

**CW-6.6 Measurement and Payment**

Measurement for payment for Concrete, except concreting works that are associated to various construction and/or installation/erection works (i.e. equipment foundation and pedestals, perimeter wall footing and posts, etc.) included in the Bill of Quantities under separate pay item, will be based on the volume of concrete placed and accepted within the neat lines of the structure as shown on the drawings or in accordance with the manner of measurement set forth in the various sections of the Technical Provisions. No deduction will be made for rounded or beveled edges or space occupied by the metal items 10 sq. cm. or less in cross section, embedded in concrete.

Payment will be made at the corresponding contract unit price for the various items of concrete shown in the Bill of Quantities. Payment shall cover all costs for furnishing all labor, materials, including equipment and tools required for concreting work. Payment shall also include non-shrink cementitious grout and epoxy grout inside foundation block out and above engine base plate and care of water.

No separate measurement for payment will be made for formworks of which the cost shall be included in concreting works.

**CW-7.0 REINFORCING STEEL****CW-7.1 Description**

This work shall consist of furnishing, fabricating, and placing of steel reinforcement of the type, size, shape and grade required in accordance with these specifications and in conformity with the requirements shown on the Drawings or as directed by the NPC.

**CW-7.2 Material Requirement**

All material shall conform to the requirements hereinafter given. Certified test reports (mill test or other) shall be submitted to the NPC for all reinforcement steel used. These tests shall show the results of all chemical and physical tests made.

**CW-7.2.1 Bar Reinforcement**

Reinforcement bars for concrete shall be hot-rolled, weld able, deformed billet-steel bars conforming to the requirements specified in ASTM A615 and PNS 49 unless shown on the Drawings or as required by the NPC. The use of the cold twisted bars is not permitted. Bar reinforcement shall be shipped in standard bundles, tagged and marked in accordance with the Code of Standard Practice of the Concrete Reinforcement Steel Institute.

## SECTION VI – TECHNICAL SPECIFICATIONS

**CW-7.2.2 Sampling**

The NPC's Representative will sample reinforcement bars at the source of supply or at the point of distribution, and the Contractor shall notify the NPC in sufficient time in advance to permit sampling and testing before shipment is made. Three (3) samples from each size shall be taken at random representing five (5) tons or fraction thereof of each size.

**CW-7.3 Construction Requirement****CW-7.3.1 Order List for Bent Bars**

Before materials are ordered, the Contractor shall furnish all order lists and bending diagrams for the approval of the NPC. The approval of order lists and bending diagrams by the NPC shall in no way relieve the Contractor of responsibility for the correctness of such lists and such lists and diagrams. Any expenses incident to the revisions of materials furnished in accordance with such lists and diagrams to make them comply with the drawings shall be borne by the Contractor.

Shop Drawings for Reinforcing Steel (ACI 315): Indicate bending diagrams, assembly diagrams, splicing and laps of bars, shapes, dimensions and details of bar reinforcing, accessories and concrete cover. Do not scale dimensions from structural drawings to determine lengths of reinforcing steel.

**CW-7.3.2 Fabrication**

Bent bar reinforcement shall be cold bent as shown on the drawings or as required by the NPC. Bars shall be bent around circular pin having the following diameters (D) in relation to the diameter of the bar (d):

Bars 6mm $\Phi$ to 20mm $\Phi$ inclusive	D=6d
Bars 25mm $\Phi$ and 28mm $\Phi$	D=8d
Bars 32mm $\Phi$ and greater	D=10d

Bends and hooks in stirrups and lateral ties may be bent to the diameter of the principal bar enclosed therein.

**CW-7.3.3 Protection of Material**

Steel reinforcement shall be protected at all times from injury. When placed in the work, it shall be free from dirt, detrimental scale, paint, oil or other foreign matter. However, when steel has on its surface easily removable and detrimental rust, loose scale or dust, it shall be cleaned by a satisfactory method, approved by the NPC.

Store reinforcement of the different sizes in racks raised above the ground with accurate identification. Protect reinforcing steel from contaminants such as grease, oil and dirt.

**CW-7.3.4 Placing and Fastening Reinforcement & Miscellaneous Material (ACI-301)**

All reinforcement bars, stirrups, hanger bars, wire fabric, spirals and other reinforcing materials shall be provided as indicated in the drawing or required by the specification, together with all necessary wire ties, chairs, screws, supports, and other devices necessary to install and secure the reinforcement properly. All reinforcement, when placed, shall be free from rust, scale, oil, grease, clay, and other coatings, and foreign substances that would reduce or destroy the bond. Rusting of reinforcement shall not reduce the effective cross sectional area of the reinforcement to the extent that the strength is reduced beyond specified values. Heavy, thick rust or loose, flaky rust shall be removed by rubbing with burlap or other approved method, prior to placing. Reinforcement that has bends not shown on the project drawings or on approved shop drawings, or is reduced in section by rusting such that its weight is not within permissible ASTM tolerances, shall not be used. All reinforcement shall be supported and wired together to prevent displacement by construction loads or by the placing of concrete. Unless directed otherwise by the NPC, reinforcement shall not be bent after being partially embedded in hardened concrete. Detailing of reinforcing shall conform to ACI 315. Where cover over reinforcing steel is not specified or indicated, it shall be in accordance with ACI 318.

All steel reinforcement shall be accurately placed in position shown on the drawings or as required by the NPC and firmly held there during the placing and setting of the concrete. Bars shall be tied at all intersections except where spacing is less than 30 mm in each direction, when alternate intersections shall be tied. Ties shall fasten on the inside.

Distance from the forms shall be maintained by means of stays, blocks, hangers or other approved supports. Blocks for holding reinforcement from contact with the forms shall be pre-cast mortar blocks of approved shape and dimensions or approved chairs. Layers of bars shall, be separated by pre-cast mortar blocks or by other equally suitable devices. The use of pebbles, pieces of broken stone or brick, metal pipe and wooden blocks or metal chairs shall not be permitted. Unless otherwise shown on the Drawings or required by the NPC, the minimum distance between bars shall be 40mm. Reinforcement in any member shall be placed and then inspected and approved by the NPC before the placing of concrete commences. Bundled bars shall be tied together at not more than 1.80 meters intervals.

Reinforcement shall be placed accurately and secured. It shall be supported by suitable chairs and spaces or by metal hangers. On the ground, and where otherwise subject to corrosion, concrete or other suitable non-corrodible material shall be used for supporting reinforcement. Where the concrete surface will be exposed to the weather in the finished structure or where rust would impair the appearance or finish of the structure, all reinforcement supports, within specified concrete cover, shall be galvanized or made of a suitable non-corrodible material.

All placement or movement of reinforcing steel after placement, to positions other than indicated or specified, shall be subject to the approval of the NPC.

Concrete protection for reinforcement shall be as indicated, or if not indicated, in accordance with ACI 318.

## SECTION VI – TECHNICAL SPECIFICATIONS

The minimum concrete cover for reinforcement specified in the bid documents shall take precedence over all permissible reinforcement placement variations; nothing in the variations listed below is to be constructed as permitting violation or compromise thereof:

- |  |                  |
|--|------------------|
| a. Height of bottom bars                 | ±6mm above form  |
| b. Lengthwise positioning                | ±50mm of bars    |
| c. Spacing bars in walls and solid slabs | ±25mm            |
| d. Spacing bars in beams and footings    | ±6mm             |
| e. Height of top bars                    | ±6mm             |
| f. Stirrup spacing:                      |                  |
| (1) For any one stirrup                  | ±25mm            |
| (2) For over-all group                   | ±25mm of stirrup |

Anchors and bolts; including but not limited to those for the machine and equipment bases: frames or edgings, hangers and inserts, door bucks, pipe supports, pipe sleeves, pipe passing through walls, metal ties, conduits, flashing reflects, drains and all other materials in connection with the concrete construction shall, where practicable be placed and secured in position when the concrete is placed. Anchor bolts for machines shall be set to templates, shall be plumbed carefully and checked for location and elevation with an instrument, and shall be held in position rigidly to prevent displacement while concrete is being placed.

**CW-7.3.5 Splicing**

Splicing of reinforcement shall be in accordance with ACI 318, except as indicated otherwise or modified herein. Where splices in addition to those indicated on the drawings are necessary, they shall be approved by the NPC prior to their use. Splices shall not be made in beams, girders, and slabs at points of maximum stress. Butt Splicing shall preferably be used over lapping for bar sizes larger than 32 mmΦ. Splices to be welded shall conform to AWS D1.4; certification of weld ability of the reinforcement by the manufacturer, shall be submitted to the NPC. If the Contractor elects to use butt splicing of reinforcing, he shall submit complete details of the process to be used by the NPC. If the butt splices are used the Contractor shall ensure that the splice meets the requirements specified herein by performing at least three splices which shall be submitted for tests to a testing laboratory that has been approved for such testing by the NPC. The cost of these shall be borne by the Contractor.

All reinforcement shall be furnished in the full lengths indicated on the Drawings. Splicing of bars, except where shown on the Drawings will not be permitted without the written approval of the NPC. When allowed, splices shall be staggered as far as possible and with a minimum separation of not less than 40 bar diameters. Not more than one-third of the bars may be spliced in the same cross section, except where shown on the Drawings.



## SECTION VI – TECHNICAL SPECIFICATIONS

Unless otherwise shown on the Drawings, bars shall be lapped a minimum distance of:

<u>Splice Type</u>	<u>Grade 40 Min.Lap</u>	<u>But Not Less Than</u>
Tension	24d	300mm
Compression	20d	300mm

Where d is the diameter of the bar. In lapped splices, the bars shall be placed in contact and wired together. Lapped splices will not be permitted at locations where the concrete section is insufficient to provide a minimum clear distance of one and one-third the maximum size of coarse aggregate between the splice and the nearest adjacent bar. Welding of reinforcing steel shall only be done if detailed on the Drawings or if authorized by the NPC in writing. Spiral reinforcement shall be spliced by lapping at least one and half (1 1/2) turns or by butt-welding unless otherwise shown on the drawings.

#### **CW-7.4 Measurement and Payment**

The quantity to be paid for shall be the calculated theoretical number of kilograms of reinforcement steel bars as determined from the net length of the steel shown on the drawings, incorporated in the concrete and accepted. The weight of deformed bars will be computed from the theoretical weight of the same nominal size as shown in the following tabulation:

<u>Designation</u>	<u>Size (mm)</u>	<u>Weight (kg/m)</u>
#2	6	0.222
#3	10	0.616
#4	12	0.888
#5	16	1.579
#6	20	2.468
#8	25	3.854
#9	28	4.833
#10	32	6.313
#11	36	7.991

Clips, ties, separators and other and related materials used for positioning and fastening the reinforcement in place as required by the NPC shall not be included in the weight-calculated payment under this item. If bars are substituted upon the Contractor's request and as a result, more steel is used than specified – only the amount specified shall be included.

When laps are made for splices, other than those shown on the drawings or required by the NPC and for the convenience of the Contractor, the extra steel shall not be measured nor paid for.

The accepted quantity shall be paid at the corresponding unit price for the item, Reinforcing Steel as shown in the Bill of Quantities which price and payment shall be made in full compensation for furnishing materials, labor, equipment and incidentals necessary to complete this item.

SECTION VI – TECHNICAL SPECIFICATIONS

---

**CW-8.0      STRUCTURAL STEEL****CW-8.1      General**

This section covers the fabrication, erection, and shop painting of structural steel in accordance with the AISC "Manual of Steel Construction" referred to herein. In the AISC "Manual of Steel Construction" referred to herein, the Specification for Design, Fabrication, and Erection of Structural Steel for Buildings," and "Structural Joints using A325 or A490 Bolts" shall be considered a part thereto.

**CW-8.1.1      Submittals**

Shop Drawings of all structural steel in five (5) copies for approval prior to fabrication of structural steel with complete information necessary for the fabrication and erection of the component parts of the structure including the location, type and size of all bolts and welds, member sizes and lengths, camber & connector details, blocks, copes, and cuts. Include all welds by standard welding symbols.

Erection Plan consists of descriptive data to illustrate the structure steel erection procedure including the sequence of erection and temporary shoring and bracing, and written description of the detailed sequence of all welding, including each welding procedure to be performed.

Certificates of Conformance for the following:

- Bolts, Nuts and Washers
- Welding Electrodes and Rods
- Paint
- Steel
- Certified Test Reports

Chemical Analysis and Tensile Strength Test of structural steel in accordance to ASTM A53.

For high strength bolts and nuts, the Contractor shall also submit chemical analysis, including tensile strength and hardness tests as required by ASTM A325.

**CW-8.1.2      Delivery and Storage**

All materials shall be handled, shipped and stored in a manner that will prevent distortion or other damages. Materials shall be stored in a clean and properly drained location and out of contact with the ground. Damaged materials shall be replaced or, when permitted by NPC, may be repaired in an approved manner at no additional cost to NPC.

**CW-8.2      Materials**

All the materials shall be of the best quality of their kind, well graded and within the allowable distortions. They shall be free from flakes, corrosion, scale of fragments that could reduce the resistance and durability or injure the external appearance.

## SECTION VI – TECHNICAL SPECIFICATIONS

Except as modified herein, blast clean surfaces in accordance with SSPC SP6. Wash clean surfaces that become contaminated with rust, dirt, oil, grease or other contaminants with solvents until thoroughly clean. Ensure that steel to be embedded in concrete and surfaces when assembled, are free from rust, grease, dirt and other foreign matter.

**CW-8.2.1 Steel**

Materials shall conform to the respective specifications specified herein. Materials not otherwise specified herein shall conform to the AISC "Manual of Steel Construction".

Structural Steel:	ASTM A36
Steel Pipe:	ASTM A53, Type E or S, Grade B, ASTM A501
Steel W-Shape Piles (Soldier Piles):	ASTM A328

**CW-8.2.2 Bolts, Nuts and Washers:**

All bolts, nuts and washers shall be of hot-dip galvanized steel, in accordance with the following:

Bolts:	ASTM A307, Grade C or ASTM A36 for Anchor Bolts; ASTM A325 for Fastening Bolts
Nuts:	ASTM A563, Grade A, heavy hex style, except nuts less than 38mm may be provided in hex style
Washers:	ANSI B18.22.1, Type B

**CW-8.2.3 Accessories:**

Welding electrodes and steel structural members shall use:

Rods	E70XX electrodes
Non-shrink Grout	ASTM C827, non-metallic

**CW-8.3 Execution****CW-8.3.1 Fabrication**

Structural steel fabrication shall be in accordance with the applicable provisions of the Specification for the Design, Fabrication, and Erection of Structural Steel for Buildings as set forth in the AISC "Manual of Steel Construction".

**CW-8.3.2 Welding of Structural Steel Work:**

All welding works shall be as indicated in the drawings and shall conform to AWS D1.1 - 77 "Structural Welding Code". Unless specified on the drawings, fillet welds shall be a minimum of 5 mm (3/16") and welding electrodes shall be with a tensile strength of 485 MPa.

All welding works shall be executed by the AWS D1.1 qualified welders, welding operators and trackers, whose workmanship shall be subject to the approval of NPC.

**CW-8.3.3 Shop Painting**

Except as otherwise specified, shop prime surfaces of all structural steel, except steel to be embedded in concrete or mortar. Surfaces to be welded shall not be coated within 12 mm from the specified top of the weld prior to welding. Insure that the surfaces are thoroughly dry and clean when the paint is applied. Do not paint on wet weather except under cover. Do not apply paint to steel, which is at a temperature that will cause blistering or porosity, or will otherwise be detrimental to the life of the paint. Apply paint with high quality workmanship, and coat all joints and crevices thoroughly. Prior to assembly, paint all surfaces that will be concealed or inaccessible after assembly.

Shop prime coat surfaces as soon as possible after cleaning. Apply one coat of inorganic zinc to a minimum dry film thickness of 100 microns.

- **Field painting:** When the erection work is complete, the heads of field bolts, all welds and any surface from which the shop coat of paint has become worn off or has otherwise become defective, shall be cleaned and thoroughly covered with one coat of shop coat paint. When the paint applied for touching up bolt heads and abraded surfaces has become thoroughly dry, apply two field coats of marine epoxy paint subject to the approval of NPC.

- **Marking:** Prior to erection, members shall be provided with a painted erection mark. In addition, connecting parts assembled in the shop for remaining holes in field connections shall be matched marked with scratch and notch marks. Do not locate erection markings on areas to be welded. Do not locate erection markings in areas that will decrease member strength or cause stress concentrations.

**CW-8.3.4 Erection**

Except as modified herein, erect steel in accordance with the AISC "Manual of Steel Construction". Where parts cannot be assembled or fitted properly as a result of errors in fabrication or of deformation due to handling or transportation, report such condition immediately to the NPC's Representative and obtain approval there from for the methods of correction for straightening, including members of steel conforming to ASTM A514.

Drain Steel work properly; fill pockets in structures exposed to the weather with an approved waterproof material.

Provide safety belts and lines for workmen aloft on high structures unless safe working platforms or safety nets are provided.

## SECTION VI – TECHNICAL SPECIFICATIONS

When calibrated wrenches are used for tightening bolts, calibrate them at least one each working day using not less than three typical bolts of each diameter. Do not use impact torque wrenches to tighten anchor bolts set in concrete.

Connections: Connections shall be executed as shown on drawing. In case, connections are not detailed, it shall be designed in accordance with AISC "Manual of Steel Construction". Build connections into the existing work. Punch, sub-punch and ream, or drill bolt holes.

Tolerances: Structural steel shall be furnished and installed to the lines and levels as shown on the drawings.

Any structure that does not conform shall be repaired, removed and/or erected anew by the Contractor at no additional cost to NPC.

Tolerances on structural steel shall be in accordance with the "Code of Standard Practice" of the AISC "Manual of Steel Construction".

**CW-8.3.5 Tests and Inspections**

Visual Inspection of Welding: After the welding is completed, hand or power wires brush welds, thoroughly clean them before the inspector makes the check inspection. Inspect welds with magnifiers under strong, adequate light for surface cracking, porosity, and slag inclusions; excessive roughness; unfilled craters; gas pockets; undercuts; overlaps; size and insufficient throat and concavity. Inspect the preparation of groove welds for adequate throat opening and for snug positioning of backup bars.

Non-Destructive Testing<sup>1</sup>: In accordance with AWS D1.1 Twenty-five percent (25%) of the total number of joints, as selected by the NPC, shall be tested. If more than 20 percent of welds contain defects identified by testing, then all welds shall be tested by radiographic or ultrasonic testing, and to be approved by the NPC. When all welds made are required to be tested, magnetic particle testing shall be used only in areas inaccessible to either radiographic or ultrasonic testing. Retest defective areas after repair.

**CW-8.4 Measurement and Payment**

Measurement for payment for structural steel shall be based on the total kilogram of structural steel placed and accepted.

Payment will be made at the contract unit price for the item Structural Steel in the Bill of Quantities, which payment shall constitute full compensation for furnishing all labor, materials and equipment necessary to complete the item.

**CW-9.0 DRAINAGE SYSTEM AND APPURTENANT STRUCTURES****CW-9.1 Scope**

In accordance with the specifications contained herein, the Contractor shall furnish all materials, labor, equipment and tools, perform all required excavation and backfill, install all pipes and construct canals and ditches, as

<sup>1</sup> Not applicable on non-critical structures/joints and as directed/required by NPC Design Engineer.

## SECTION VI – TECHNICAL SPECIFICATIONS

the case may be, where indicated on the drawings or where directed conforming with the lines and grades as established in the field by the NPC. The Contractor shall also construct or install, where required, appurtenant structures like street inlet, street inlet-catch basin combination, manhole, catch basin for downspouts, catch basin for intersecting perforated PVC pipes, septic tank, drainage outlets, drain pit, valve box, oil water separator etc. as well as joints and connections as may be required to complete the system.

**CW-9.2 Materials****CW-9.2.1 Concrete Ditch**

Cement, reinforcing steel, aggregate and water to be used for the construction of concrete ditch shall conform to the requirements set forth in Section CW-6.0 – Concrete.

**CW-9.3 Construction****CW-9.3.1 Concrete Ditch**

Concrete ditch shall be constructed in accordance with the lines and grades shown on the drawings. Class of concrete shall be as indicated on the drawings or directed by the NPC.

**CW-9.3.2 Appurtenant Structures**

Appurtenant structures like street inlet, street inlet-catch basin combination, manhole, catch basin for downspouts, catch basin for intersecting perforated PVC pipes, septic tank, drainage outlets, drain pit, valve box, oil water separator, etc. shall be constructed at locations indicated on the plans or at the other convenient locations designated by the NPC. All appurtenant structures shall be of 20.70 MPa concrete unless otherwise shown on the drawings.

**CW-9.4 Measurement and Payment****CW-9.4.1 Concrete Ditch**

Measurement for payment will be made at the corresponding contract unit price for the various items on Drainage System and Appurtenances as shown in the Bill of Quantities.

**CW-9.4.2 Appurtenant Structures**

Measurement for payment of appurtenant structures like street inlet, street inlet-catch basin combination, manhole, catch basin for downspouts, catch basin for intersecting perforated PVC pipes, septic tank, drainage outlets, drain pit, valve box, oil water separator, etc. will be based on the number of structures constructed/installed and accepted.

The Contractor will be paid at the contract unit price for the pertinent item for each appurtenant structure shown in the Bill of Quantities. Such payment shall cover all costs for furnishing all equipment, labor, materials and tools necessary to complete the construction of the aforementioned appurtenant structures.

## SECTION VI – TECHNICAL SPECIFICATIONS

Payment also includes the cost of attendant excavation and backfill, furnishing, scheduling, cutting, bending and placing of reinforcing steel.

**CW-10.0 GROUTED RIPRAP****CW-10.1 Scope**

In accordance with the specifications contained herein, the Contractor shall furnish all labor, materials, equipment and tools for the construction of grouted riprap with the length or extent shown on the drawing or as established in the field.

**CW-10.2 Materials****CW-10.2.1 Cement and Reinforcing Steel**

Cement and reinforcing steel shall conform to the requirements set forth in Section CW-6.0 – Concrete. Class of concrete shall be 20.7MPa or as shown on the drawings.

**CW-10.2.2 Fine and Coarse Aggregates and Water**

Fine and coarse aggregates and water shall conform to the requirements stated in CW-6.0 – Concrete.

**CW-10.2.3 Grouted Riprap/Stone Masonry**

Stones for grouted riprap or stone masonry shall be sound, tough, durable and suitable in all respect for the purpose intended. The stone pieces shall range in weight from a minimum of 10 kilograms to a maximum of 50 kilograms with not less than 50% of the stone weighing more than 25 kilograms.

Cement and water for mortar shall conform to the requirements set forth in CW-6.0 – Concrete.

Sand for mortar shall have clear, hard, strong, sound, durable, uncoated grains and shall not contain more than 3% of material passing No. 200 sieve by washing not more than 1% of clay lumps or 1% of shale.

<u>U.S. Std. Sieve</u>	<u>% Passing</u>
9.5 mm (3/8")	100
4.76 mm (No. 4)	90-100
1.19 mm (No. 16)	45-80
0.297 mm (No. 50)	10-30
0.149 mm (No. 100)	2-10

**CW-10.3 Construction**

- a. Excavation, backfilling and concreting work shall be in accordance with the applicable provisions of Section CW-5.0 – Structural Excavation, Fill and Backfill and Section CW-6.0 – Concrete, respectively.

SECTION VI -- TECHNICAL SPECIFICATIONS

---

**b. Grouted Riprap**

The bed for grouted riprap shall be excavated to the required depths and properly trimmed and shaped. Stones shall be placed by hand. IT shall be laid with broken joints and shall be firmly bedded and fitting the adjoining stones as closely as practicable. The riprap shall be thoroughly compacted as laying progresses and the finished surface shall present an oven tight surface. Interstices between stones shall be chinked with spall firmly rammed in place.

Space between stones shall be filled up with mortar, mixed in the proportion of one (1) part cement to three (3) parts sand by volume and sufficient water added to produce a thick but fluid mortar. Prior to filling the joints with mortar, the riprap shall be sufficiently moistened with water as directed. All joints shall be filled with sufficient mortar to completely fill all voids. All surfaces or joints of grouted riprap shall be swept clean after mortar has initially set. After grout has sufficiently set, the surface shall be cured by spraying or covering the surface with sacks and constantly wetted for a period of at least seven (7) days.

**CW-10.4 Measurement and Payment****CW-10.4.1 Grouted Riprap (Slope Protection)**

Measurement for payment for grouted riprap will be based on the number of cubic meters of materials in place and accepted in the completed work. Payment will be made at the contract unit price for the pertinent item shown in the bill of quantity. Such payment shall constitute full compensation for preparation of bed, furnishing of all materials, placing, compacting and grouting and for all tools and other incidentals necessary to complete the work. Payment shall also include the cost of attendant excavation and backfill.



# **SECTION VII**

# **BILL OF QUANTITIES**

# **SECTION VII**

# **BILL OF QUANTITIES**

# **PACKAGE I**

### PACKAGE I

Item No.	Description of Work or Materials	Work to Be Done	Ref	Unit	Estimated Quantity	Unit Price in Pesos (Words and Figures)	Total Amount (In Figures)
<b>1.0</b>	<b>RIVERBANK PROTECTION</b>						
1.1	Structural Excavation	excavate, stockpile & reuse	Refer to NPC TS & Drawing	cu.m	90.0	_____(P_____)	_____(P_____)
1.2	Structural Backfilling	place, spread & compact	Refer to NPC TS & Drawing	cu.m	30.0	_____(P_____)	_____(P_____)
1.3	Concrete (20.70 MPa at 28 days)	furnish, place & vibrate	Refer to NPC TS & Drawing	cu.m	121.5	_____(P_____)	_____(P_____)
1.4	Rebar (Grade 40)	furnish, cut, bend, schedule & install	Refer to NPC TS & Drawing	kg	7947.7	_____(P_____)	_____(P_____)
1.5	Grouted Riprap	furnish & construct	Refer to NPC TS & Drawing	cu.m	324.0	_____(P_____)	_____(P_____)
1.6	Structural Steel (Pipes, angle bars, purlins, cleats, plates & connections)	furnish & install	Refer to NPC TS & Drawing	kg	3256.1	_____(P_____)	_____(P_____)
1.7	Pre-painted Corrugated G.I. roofing including barge cap flashing (0.50mm thick)	furnish & install	Refer to NPC TS & Drawing	sq.m	150.0	_____(P_____)	_____(P_____)
<b>TOTAL AMOUNT OF BID</b>						_____(P_____)	_____(P_____)

\_\_\_\_\_  
Name of Firm

\_\_\_\_\_  
Name and Signature of Authorized Representative

Note: The total amount shall be inclusive of Mark-up (OCM and Profit) and VAT

\_\_\_\_\_  
Designation

# **SECTION VII**

# **BILL OF QUANTITIES**

## **PACKAGE II**

### PACKAGE II

Item No.	Description of Work or Materials	Work to Be Done	Ref	Unit	Estimated Quantity	Unit Price in Pesos (Words and Figures)	Total Amount (In Figures)
<b>1.0</b>	<b>LAKEBANK PROTECTION</b>						
1.1	Structural Excavation	excavate, stockpile & reuse	Refer to NPC TS & Drawing	cu.m	82.6	_____ (P _____)	_____ (P _____)
1.2	Structural Backfilling	furnish, place, spread & compact	Refer to NPC TS & Drawing	cu.m	303.0	_____ (P _____)	_____ (P _____)
1.3	Concrete (20.70 MPa at 28 days)	furnish, place & vibrate	Refer to NPC TS & Drawing	cu.m	54.5	_____ (P _____)	_____ (P _____)
1.4	Rebar (Grade 40)	furnish, cut, bend, schedule & install	Refer to NPC TS & Drawing	kg	3144.4	_____ (P _____)	_____ (P _____)
1.5	Grouted Riprap	furnish & construct	Refer to NPC TS & Drawing	cu.m	218.1	_____ (P _____)	_____ (P _____)

Note: The total amount shall be inclusive of Mark-up (OCM and Profit) and VAT

#### TOTAL AMOUNT OF BID

\_\_\_\_\_ (P \_\_\_\_\_) \_\_\_\_\_ (P \_\_\_\_\_)

\_\_\_\_\_  
Name of Firm

NATIONAL POWER CORPORATION

\_\_\_\_\_  
Name and Signature of Authorized Representative



\_\_\_\_\_  
Designation

# **SECTION VII**

# **BILL OF QUANTITIES**

## **PACKAGE III**

**PACKAGE III**

Item No.	Description of Work or Materials	Work to Be Done	Ref	Unit	Estimated Quantity	Unit Price in Pesos (Words and Figures)	Total Amount (In Figures)
<b>1.0</b>	<b>LAKEBANK PROTECTION</b>						
1.1	Structural Excavation	excavate, stockpile & reuse	Refer to NPC TS & Drawing	cu.m	195.6	_____(P _____)	_____(P _____)
1.2	Structural Backfilling	furnish, place, spread & compact	Refer to NPC TS & Drawing	cu.m	21.5	_____(P _____)	_____(P _____)
1.3	Grouted Riprap (including weep holes)	furnish & construct	Refer to NPC TS & Drawing	cu.m	1000.0	_____(P _____)	_____(P _____)
1.4	Steel Railings (1.5" G.I. Pipe sched. 40)	furnish & install	Refer to NPC TS & Drawing	kgs	328.0	_____(P _____)	_____(P _____)
<b>2.0</b>	<b>NURSERY FACILITIES</b>						
2.1	Grading Excavation	excavate, stockpile & reuse	Refer to NPC TS & Drawing	cu.m.	180.00	_____(P _____)	_____(P _____)
2.2	Grading Backfill	furnish, spread, level & compact	Refer to NPC TS & Drawing	cu.m.	1300.00	_____(P _____)	_____(P _____)
2.3	Structural Excavation	excavate, stockpile & reuse	Refer to NPC TS & Drawing	cu.m.	10.08	_____(P _____)	_____(P _____)

Name of Firm

Note: The total amount shall be inclusive of Mark-up (OCM and Profit) and VAT

Name and Signature of Authorized Representative

Designation

**PACKAGE III**

Item No.	Description of Work or Materials	Work to Be Done	Ref	Unit	Estimated Quantity	Unit Price in Pesos (Words and Figures)	Total Amount (In Figures)
2.4	Structural Backfill	spread, level & compact	Refer to NPC TS & Drawing	cu.m.	9.07	_____(P _____)	_____(P _____)
2.5	Sand and Gravel Bedding	furnish, place level & compact	Refer to NPC TS & Drawing	cu.m.	25.90	_____(P _____)	_____(P _____)
2.6	Concrete (20.7 Mpa)	furnish & place	Refer to NPC TS & Drawing	cu.m.	27.97	_____(P _____)	_____(P _____)
2.7	Reinforcing Steel Bars (Grade 275)	furnish, cut, bend schedule & install	Refer to NPC TS & Drawing	kgs.	1817.98	_____(P _____)	_____(P _____)
2.8	Structural Steel (A36) (including column, trusses, purlins & connections)	furnish, fabricate & install	Refer to NPC TS & Drawing	kgs.	4,449.77	_____(P _____)	_____(P _____)
2.9	Transparent Polycarbonate Roofing (including prefabricated flashing)	furnish & install	Refer to NPC TS & Drawing	sq.m	245.88	_____(P _____)	_____(P _____)
<b>TOTAL AMOUNT OF BID</b>						_____(P _____)	_____(P _____)

\_\_\_\_\_  
Name of Firm

\_\_\_\_\_  
Name and Signature of Authorized Representative

\_\_\_\_\_  
Designation

Note: The total amount shall be inclusive of Mark-up (OCM and Profit) and VAT





# **SECTION VII**

# **BILL OF QUANTITIES**

# **PACKAGE IV**

**PACKAGE IV**

Item No.	Description of Work or Materials	Work to Be Done	Ref	Unit	Estimated Quantity	Unit Price in Pesos (Words and Figures)	Total Amount (In Figures)
<b>1.0</b>	<b>RIVERBANK PROTECTION</b>						
1.1	Structural Excavation	excavate, stockpile & reuse	Refer to NPC TS & Drawing	cu.m	153.1	_____(P_____)	_____(P_____)
1.2	Structural Backfilling	furnish, place, spread & compact	Refer to NPC TS & Drawing	cu.m	226.8	_____(P_____)	_____(P_____)
1.3	Concrete (20.70 MPa at 28 days)	furnish, place & vibrate	Refer to NPC TS & Drawing	cu.m	56.1	_____(P_____)	_____(P_____)
1.4	Rebar (Grade 40)	furnish, cut, bend, schedule & install	Refer to NPC TS & Drawing	kg	5388.9	_____(P_____)	_____(P_____)
1.5	Grouted Riprap and wheel guard (including weep holes)	furnish & construct	Refer to NPC TS & Drawing	cu.m	593.3	_____(P_____)	_____(P_____)
1.6	Structural Steel Sheet Piles	furnish, deliver, cut & drive	Refer to NPC TS & Drawing	l.m	680.5	_____(P_____)	_____(P_____)

*Note: The total amount shall be inclusive of Mark-up (OCM and Profit) and VAT*

**TOTAL AMOUNT OF BID**

\_\_\_\_\_(P\_\_\_\_\_)

\_\_\_\_\_  
Name of Firm

\_\_\_\_\_  
Name and Signature of Authorized Representative

\_\_\_\_\_  
Designation

# **SECTION VIII**

# **BIDDING FORMS**

**SECTION VIII – BIDDING FORMS****TABLE OF CONTENTS**

NPCSF-INFR-01	- Checklist of Technical and Financial Envelope Requirements for Bidders
NPCSF-INFR-02	- List of all Ongoing Government & Private Construction Contracts Including Contracts Awarded but not yet Started
NPCSF-INFR-03	- Statement of the bidder's Single Largest Completed Contract (SLCC) similar to the contract to be bid
NPCSF-INFR-04	- Computation of Net Financial Contracting Capacity (NFCC)
NPCSF-INFR-05	- Joint Venture Agreement
NPCSF-INFR-06a	- Form of Bid Security : Bank Guarantee
NPCSF-INFR-06b	- Form of Bid Security : Surety Bond
NPCSF-INFR-06c	- Bid Securing Declaration Form
NPCSF-INFR-07	- Omnibus Sworn Statement (Revised)
NPCSF-INFR-08	- Contractor's Organizational Chart for the Project
NPCSF-INFR-09	- List of Key Personnel Proposed to be Assigned to the Project
NPCSF-INFR-10a	- Key Personnel's Certificate of Employment (Professional Personnel) <b><u>(TO BE SUBMITTED DURING POST-QUALIFICATION)</u></b>
NPCSF-INFR-10b	- Key Personnel's Certificate of Employment (Construction Safety and Health Officer) <b><u>(TO BE SUBMITTED DURING POST-QUALIFICATION)</u></b>
NPCSF-INFR-11	- Key Personnel's Bio-Data <b><u>(TO BE SUBMITTED DURING POST-QUALIFICATION)</u></b>
NPCSF-INFR-12	- List of Equipment, Owned or Leased and/or under Purchase Agreement, Pledged to the Proposed Project
NPCSF-INFR-13	- Bid Letter
NPCSF-INFR-14	- Detailed Cost Estimate Form
NPCSF-INFR-15	- Summary Sheets of Materials Prices, Labor Rates and Equipment Rental Rates

## SECTION VIII – BIDDING FORMS

Standard Form No: NPCSF-INFR-01

**Checklist of Technical & Financial Envelope Requirements for Bidders**  
**(FOR EACH PACKAGE)****A. THE 1<sup>ST</sup> ENVELOPE (TECHNICAL COMPONENT) SHALL CONTAIN THE FOLLOWING:****1. Eligibility Documents****a. (CLASS A)**

- PhilGEPs Certificate of Registration and Membership under Platinum Category (all pages) in accordance with Section 8.5.2 of the Revised IRR of RA. 9184;

**Note:** The failure by the prospective bidder to update its Certificate with the current and updated Class "A" eligibility documents shall result in the automatic suspension of the validity of its Certificate until such time that all of the expired Class "A" eligibility documents has been updated

- Special PCAB License in case of Joint Ventures; and registration for the type and cost of the contract to be bid
- Statement of all its ongoing government and private contracts if any, whether similar or not similar in nature and complexity to the contract to be bid (NPCSF-INFR-02)
- The Statement of the bidder's Single Largest Completed Contract (SLCC) similar to the contract to be bid, and whose value, adjusted to current prices using the Philippine Statistics Authority (PSA) consumer price index, must be at least 50% of the ABC (NPCSF-INFR-03) complete with the following supporting documents:

- Owner's Certificate of Final Acceptance issued by the project owner other than the contractor or a final rating of at least Satisfactory in the Constructors Performance Evaluation System (CPES). In case of contracts with the private sector, an equivalent document (Ex. Official Receipt or Sales Invoice) shall be submitted

**NOTE:** If the Bidder has no Single Largest Completed Contract (SLCC)/similar experience on the contract to be bid pursuant to ITB Clause 5.2, the SLCC Form (Form No. NPCSF-INFR-03) shall still be submitted and the Bidder shall indicate "NONE – PCAB License Category D, Registration Classification – Small B"

*(The Single Largest Completed Contract (SLCC) as declared by the bidder shall be verified and validated to ascertain such completed contract. Hence, bidders must ensure access to sites of such projects/equipment to NPC representatives for verification and validation purposes during post-qualification process.*

*It shall be a ground for disqualification, if verification and validation cannot be conducted due to inaccessibility of the site for whatever reason or fault of the bidder.)*

- Duly signed computation of its Net Financial Contracting Capacity (NFCC), at least equal to the ABC of the particular package the bidder has participated in (NPCSF-INFR-04);

**b. (CLASS B)**

- Valid Joint Venture Agreement, if applicable (NPCSF-INFR-05)

**2. Technical Documents**

- Bid Security, any one of the following:

- Bid Securing Declaration (NPCSF-INFR-06c)

**OR**

- Cash or Cashier's/Manager's check issued by a Universal or Commercial Bank – 2% of ABC;

**OR**

*This Checklist of Requirements shall be provided to prospective suppliers/contractors including all forms. Suppliers/contractors are encouraged to consult this checklist before submitting their proposals on the deadline for the submission and receipt of offers.*

## SECTION VIII – BIDDING FORMS

Standard Form No: NPCSF-INFR-01

Page 2 of 2

- Bank draft/guarantee or irrevocable letter of credit issued by a Universal or Commercial Bank: (NPCSF-INFR-06a) - 2% of ABC;
- OR**
- Surety Bond callable upon demand issued by a reputable surety or insurance company (NPCSF-INFR-06b) - 5% of ABC, with
  - Certification from the Insurance Commission as authorized company to issue surety
- Duly signed, completely filled-out and notarized Omnibus Sworn statement (Revised) (NPCSF-INFR-07), complete with the following attachments:
  - For Sole Proprietorship:
    - Special Power of Attorney
  - For Partnership/Corporation/Cooperative/Joint Venture:
    - Document showing proof of authorization (e.g., duly notarized Secretary's Certificate, Board/Partnership Resolution, or Special Power of Attorney, whichever is applicable)
- Organization Chart for the project (NPCSF-INFR-08)
- Duly Signed and completely filled-out List of Contractor's Key Personnel (based on the minimum key personnel) (NPCSF-INFR-09)
- Duly Signed List of Contractor's Equipment (owned, leased or under purchase agreement (NPCSF-INFR-12)
- Complete eligibility documents of proposed sub-contractor, if applicable

**B. THE 2<sup>ND</sup> ENVELOPE (FINANCIAL COMPONENT) SHALL CONTAIN THE FOLLOWING:**

- Duly signed Bid Letter indicating the total bid amount in accordance with the prescribed form (NPCSF-INFR-13)
- Duly signed and completely filled-out Bill of Quantities (Section VII) indicating the unit and total prices per item and the total amount in the prescribed Bill of Quantities form.
- Duly Signed Detailed Estimates for each items of work showing the computations in arriving at each item's unit prices used in coming up with the bid (NPCSF-INFR-14)
- Summary sheets indicating the direct unit prices of construction materials, labor rates and equipment rental rates used in coming up with the bid (NPCSF-INFR-15)

**CONDITIONS:**

1. Each Bidder shall submit Bids in accordance with Clause Section 16 (Sealing and Marking of Bids) of Section II – Instructions to Bidders
2. A Bidder not submitting bid for reason that his cost estimate is higher than the ABC, is required to submit his letter of non-participation/regret supported by corresponding detailed estimates. Failure to submit the two (2) documents shall be understood as acts that tend to defeat the purpose of public bidding without valid reason as stated under Section 69.1.(i) of the revised IRR of R.A. 9184.

Standard Form Number: NPCSF-INFR-02

**List of All Ongoing Government and Private Contracts Including Contract Awarded But Not Yet Started**

Business Name : \_\_\_\_\_

Business Address : \_\_\_\_\_

Name of Contract/Location/ Project Cost	a. Owner's Name b. Address c. Telephone Nos.	Nature of Work	Contractor's Role		a. Date Awarded b. Date Started c. Date of Completion or Estimated Completion Time	Value of Outstanding Works
			Description	%		
<u>Government</u>						
<u>Private</u>						
					<b>Total Cost</b>	

The bidder shall declare in this form all his on-going government and private contracts including contracts where the bidder (either as individual or as a Joint Venture) is a partner in a Joint Venture agreement other than his current joint venture where he is a partner. Non declaration will be a ground for disqualification of bid.

Note : This statement shall be supported with the following documents for all the contract(s) stated above which shall be submitted during Post-qualification:

1. Contract/Purchase Order and/or Notice of Award
2. Certification coming from the project owner/client that the performance is satisfactory as of the bidding date/signed Status Report as of the bidding date from Bureau of Construction containing relevant details of slippage, if any, for the declared on-going contracts with Department of Public Works and Highways (DPWH)

Submitted by : \_\_\_\_\_  
(Printed Name & Signature)

Designation : \_\_\_\_\_

Date : \_\_\_\_\_

Standard Form Number: NPCSF-INFR-03

**The Statement of the bidder's Single Largest Completed Contract (SLCC) similar to the contract to be bid**

Business Name : \_\_\_\_\_

Business Address : \_\_\_\_\_

Name of Contract	a. Owner's Name b. Address c. Telephone Nos.	Nature of Work	Contractor's Role		a. Amount at Award b. Amount at Completion c. Duration	a. Date Awarded b. Contract Effectivity c. Date Completed
			Description	%		

- Notes:
1. The bidder must state only one (1) Single Largest Completed Contract (SLCC) similar to the contract to be bid.
  2. Supporting documents such as any of the following: Owner's Certificate of Final Acceptance issued by the project owner other than the contractor; or A final rating of at least Satisfactory in the Constructors Performance Evaluation System (CPES); or Official Receipt (O.R); or Sales Invoice for the contract stated above shall be submitted during Bid Opening.
  3. If the Bidder has no Single Largest Completed Contract (SLCC)/similar experience on the contract to be bid pursuant to ITB Clause 5.2, the SLCC Form (Form No. NPCSF-INFR-03) shall still be submitted and the Bidder shall indicate *"NONE – PCAB License Category D, Registration Classification – Small B"*

Submitted by \_\_\_\_\_  
(Printed Name & Signature)

Designation : \_\_\_\_\_

Date : \_\_\_\_\_



Standard Form Number: NPCSF-INFR-04

**NET FINANCIAL CONTRACTING CAPACITY (NFCC)**

- A. Summary of the Bidder's/Contractor's assets and liabilities on the basis of the income tax return and audited financial statement for the immediately preceding calendar year are:

		Year 20__
1.	Total Assets	
2.	Current Assets	
3.	Total Liabilities	
4.	Current Liabilities	
5.	Net Worth (1-3)	
6.	Net Working Capital (2-4)	

- B. The Net Financial Contracting Capacity (NFCC) based on the above data is computed as follows:

NFCC = [(Current assets minus current liabilities) x 15] minus the value of all outstanding or uncompleted portions of the projects under ongoing contracts, including awarded contracts yet to be started coinciding with the contract for this Project.

NFCC = P \_\_\_\_\_

Herewith attached is certified true copy of the audited financial statement, stamped "RECEIVED" by the BIR or BIR authorized collecting agent for the immediately preceding calendar year.

Submitted by:

\_\_\_\_\_  
Name of Bidder/Contractor

\_\_\_\_\_  
Signature of Authorized Representative

Date : \_\_\_\_\_

## SECTION VIII – BIDDING FORMS

Standard Form Number: NPCSF-INFR-05

**JOINT VENTURE AGREEMENT****KNOW ALL MEN BY THESE PRESENTS:**

That this JOINT VENTURE AGREEMENT is entered into by and between:  
\_\_\_\_\_, of legal age, (civil status) \_\_\_\_\_, authorized representative of  
\_\_\_\_\_ and a resident of \_\_\_\_\_.

- and -

\_\_\_\_\_, of legal age, (civil status) \_\_\_\_\_, authorized representative of  
\_\_\_\_\_ a resident of \_\_\_\_\_.

That both parties agree to join together their capital, manpower, equipment, and other resources and efforts to enable the Joint Venture to participate in the Bidding and Undertaking of the hereunder stated Contract of the **National Power Corporation**.

**NAME OF PROJECT****CONTRACT AMOUNT**

That the capital contribution of each member firm:

<b>NAME OF FIRM</b>	<b>CAPITAL CONTRIBUTION</b>
1. _____	<u>P</u> _____
2. _____	<u>P</u> _____

That both parties agree to be jointly and severally liable for their participation in the Bidding and Undertaking of the said contract.

That both parties agree that \_\_\_\_\_ and/or \_\_\_\_\_ shall be the Official Representative/s of the Joint Venture, and are granted full power and authority to do, execute and perform any and all acts necessary and/or to represent the Joint Venture in the Bidding and Undertaking of the said contract, as fully and effectively and the Joint Venture may do and if personally present with full power of substitution and revocation.

That this Joint Venture Agreement shall remain in effect only for the above stated Contract until terminated by both parties.

\_\_\_\_\_  
*Name & Signature of Authorized Representative*

\_\_\_\_\_  
*Official Designation*

\_\_\_\_\_  
*Name of Firm*

\_\_\_\_\_  
*Name & Signature of Authorized Representative*

\_\_\_\_\_  
*Official Designation*

\_\_\_\_\_  
*Name of Firm*

**Witnesses**

1. \_\_\_\_\_

2. \_\_\_\_\_

**[Jurat]**

*[Format shall be based on the latest Rules on Notarial Practice]*

## SECTION VIII – BIDDING FORMS

Standard Form Number: NPCSF-INFR-06a

**FORM OF BID SECURITY (BANK GUARANTEE)**

WHEREAS, (Name of Bidder) (hereinafter called "the Bidder") has submitted his bid dated (Date) for the [name of project] (hereinafter called "the Bid").

KNOW ALL MEN by these presents that We (Name of Bank) of (Name of Country) having our registered office at \_\_\_\_\_ (hereinafter called "the Bank" are bound unto National Power Corporation (hereinafter called "the Entity") in the sum of [amount in words & figures as prescribed in the bidding documents] for which payment well and truly to be made to the said Entity the Bank binds himself, his successors and assigns by these presents.

SEALED with the Common Seal of the said Bank this \_\_\_\_\_ day of \_\_\_\_\_ 20\_\_\_\_.

THE CONDITIONS of this obligation are that:

- 1) If the Bidder withdraws his Bid during the period of bid validity specified in the Bidding Documents; or
- 2) If the Bidder does not accept the correction of arithmetical errors of his bid price in accordance with the Instructions to Bidder; or
- 3) If the Bidder, having determined as the LCB, fails or refuses to submit the required tax clearance, latest income and business tax returns and PhilGEPs registration certificate within the prescribed period; or
- 4) If the Bidder having been notified of the acceptance of his bid and award of contract to him by the Entity during the period of bid validity:
  - a) fails or refuses to execute the Contract; or
  - b) fails or refuses to submit the required valid JVA, if applicable; or
  - c) fails or refuses to furnish the Performance Security in accordance with the Instructions to Bidders;

we undertake to pay to the Entity up to the above amount upon receipt of his first written demand, without the Entity having to substantiate its demand, provided that in his demand the Entity will note that the amount claimed by it is due to the occurrence of any one or combination of the four (4) conditions stated above.

The Guarantee will remain in force up to 120 days after the opening of bids or as it may be extended by the Entity, notice of which extension(s) to the Bank is hereby waived. Any demand in respect of this Guarantee should reach the Bank not later than the above date.

DATE \_\_\_\_\_ SIGNATURE OF THE BANK \_\_\_\_\_

WITNESS \_\_\_\_\_ SEAL \_\_\_\_\_

\_\_\_\_\_  
(Signature, Name and Address)

## SECTION VIII – BIDDING FORMS

Standard Form Number: NPCSF-INFR-06b

**FORM OF BID SECURITY (SURETY BOND)**

BOND NO.: \_\_\_\_\_ DATE BOND EXECUTED: \_\_\_\_\_

By this bond, We (Name of Bidder) (hereinafter called "the Principal") and (Name of Surety) of (Name of Country of Surety), authorized to transact business in the Philippines (hereinafter called "the Surety") are held and firmly bound unto National Power Corporation (hereinafter called "the Employer") as Obligee, in the sum of (amount in words & figures as prescribed in the bidding documents), callable on demand, for the payment of which sum, well and truly to be made, we, the said Principal and Surety bind ourselves, our successors and assigns, jointly and severally, firmly by these presents.

SEALED with our seals and dated this \_\_\_\_\_ day of \_\_\_\_\_ 20 \_\_\_\_\_

WHEREAS, the Principal has submitted a written Bid to the Employer dated the \_\_\_\_\_ day of \_\_\_\_\_ 20 \_\_\_\_\_, for the \_\_\_\_\_ (hereinafter called "the Bid").

NOW, THEREFORE, the conditions of this obligation are:

- 1) if the Bidder withdraws his Bid during the period of bid validity specified in the Bidding Documents; or
- 2) if the Bidder does not accept the correction of arithmetical errors of his bid price in accordance with the Instructions to Bidder; or
- 3) if the Bidder, having determined as the LCB, fails or refuses to submit the required tax clearance, latest income and business tax returns and PhilGEPs registration certificate within the prescribed period; or
- 4) if the Bidder having been notified of the acceptance of his bid and award of contract to him by the Entity during the period of bid validity:
  - d) fails or refuses to execute the Contract; or
  - e) fails or refuses to submit the required valid JVA, if applicable; or
  - f) fails or refuses to furnish the Performance Security in accordance with the Instructions to Bidders;

then this obligation shall remain in full force and effect, otherwise it shall be null and void.

PROVIDED HOWEVER, that the Surety shall not be:

- a) liable for a greater sum than the specified penalty of this bond, nor
- b) liable for a greater sum than the difference between the amount of the said Principal's Bid and the amount of the Bid that is accepted by the Employer.

This Surety executing this instrument hereby agrees that its obligation shall be valid for 120 calendar days after the deadline for submission of Bids as such deadline is stated in the Instructions to Bidders or as it may be extended by the Employer, notice of which extension(s) to the Surety is hereby waived.

PRINCIPAL \_\_\_\_\_ SURETY \_\_\_\_\_

SIGNATURE(S) \_\_\_\_\_ SIGNATURES(S) \_\_\_\_\_

NAME(S) AND TITLE(S) \_\_\_\_\_ NAME(S) \_\_\_\_\_

SEAL \_\_\_\_\_ SEAL \_\_\_\_\_

## SECTION VIII – BIDDING FORMS

Standard Form No: NPCSF-INFR-06c

REPUBLIC OF THE PHILIPPINES )  
CITY OF \_\_\_\_\_ ) S.S.**BID-SECURING DECLARATION**  
**CONSTRUCTION OF LAKEBANK, RIVERBANK PROTECTION AND NURSERY**  
**FACILITIES AT LANAO DEL SUR IN FOUR (4) PACKAGES**  
**MinP24Z1750Sc**To: **National Power Corporation**  
Gabriel Y. Itchon Building  
Sen. Miriam P. Defensor-Santiago Blvd.  
(formerly BIR Road) corner Quezon Avenue  
Diliman, Quezon City, Philippines 1100I/We<sup>1</sup>, the undersigned, declare that:

1. I/We understand that, according to your conditions, bids must be supported by a Bid Security, which may be in the form of a Bid-Securing Declaration.
2. I/We accept that: (a) I/we will be automatically disqualified from bidding for any contract with any procuring entity for a period of two (2) years upon receipt of your Blacklisting Order; and, (b) I/we will pay the applicable fine provided under Section 6 of the Guidelines on the Use of Bid Securing Declaration, within fifteen (15) days from receipt of the written demand by the Procuring Entity for the commission of acts resulting to the enforcement of the Bid Securing Declaration under Sections 23.1 (b), 34.2, 40.1 and 69.1, except 69.1 (f) of the IRR of R.A. 9184; without prejudice to other legal action the government may undertake.
3. I/We understand that this Bid-Securing Declaration shall cease to be valid on the following circumstances:
  - (a) Upon expiration of the bid validity period, or any extension thereof pursuant to your request;
  - (b) I am/we are declared ineligible or post-disqualified upon receipt of your notice to such effect, and (i) I/we failed to timely file a request for reconsideration or (ii) I/we filed a waiver to avail of said right;
  - (c) I am/we are declared as the bidder with the Lowest Calculated and Responsive Bid, and I/we have furnished the performance security and signed the Contract.

IN WITNESS WHEREOF, I/we have hereunto set my hand this \_\_\_\_ day of \_\_\_\_  
20\_\_\_\_ at \_\_\_\_\_, Philippines.\_\_\_\_\_  
[Name and Signature of Bidder's Representative/  
Authorized Signatory]/ [Signatory's legal capacity]  
Affiant**[Jurat]***[Format shall be based on the latest Rules on Notarial Practice]*<sup>1</sup> Select one and delete the other. Adopt same instruction for similar terms throughout the document.

Standard Form No: NPCSF-INFR-07b

### **Omnibus Sworn Statement (Revised)**

**REPUBLIC OF THE PHILIPPINES )**  
**CITY/MUNICIPALITY OF \_\_\_\_\_ ) S.S.**

### **AFFIDAVIT**

I, [Name of Affiant], of legal age, [Civil Status], [Nationality], and residing at [Address of Affiant], after having been duly sworn in accordance with law, do hereby depose and state that:

**1. [Select one, delete the other:]**

*[If a sole proprietorship:]* I am the sole proprietor or authorized representative of [Name of Bidder] with office address at [address of Bidder];

*[If a partnership, corporation, cooperative, or joint venture:]* I am the duly authorized and designated representative of [Name of Bidder] with office address at [address of Bidder];

**2. [Select one, delete the other:]**

*[If a sole proprietorship:]* As the owner and sole proprietor, or authorized representative of [Name of Bidder], I have full power and authority to do, execute and perform any and all acts necessary to participate, submit the bid, and to sign and execute the ensuing contract for [Name of the Project] of the [Name of the Procuring Entity], as shown in the attached duly notarized Special Power of Attorney;

*[If a partnership, corporation, cooperative, or joint venture:]* I am granted full power and authority to do, execute and perform any and all acts necessary to participate, submit the bid, and to sign and execute the ensuing contract for [Name of the Project] of the [Name of the Procuring Entity], as shown in the attached [state title of attached document showing proof of authorization (e.g., duly notarized Secretary's Certificate, Board/Partnership Resolution, or Special Power of Attorney, whichever is applicable);];

**3.** [Name of Bidder] is not "blacklisted" or barred from bidding by the Government of the Philippines or any of its agencies, offices, corporations, or Local Government Units, foreign government/foreign or international financing institution whose blacklisting rules have been recognized by the Government Procurement Policy Board, by itself or by relation, membership, association, affiliation, or controlling interest with another blacklisted person or entity as defined and provided for in the Uniform Guidelines on Blacklisting;

**4.** Each of the documents submitted in satisfaction of the bidding requirements is an authentic copy of the original, complete, and all statements and information provided therein are true and correct;

**5.** [Name of Bidder] is authorizing the Head of the Procuring Entity or its duly authorized representative(s) to verify all the documents submitted;

**6. [Select one, delete the rest:]**

*[If a sole proprietorship:]* The owner or sole proprietor is not related to the Head of the Procuring Entity, members of the Bids and Awards Committee (BAC), the Technical Working Group, and the BAC Secretariat, the head of the Project Management Office or the end-user unit, and the project consultants by consanguinity or affinity up to the third civil degree;

*[If a partnership or cooperative:]* None of the officers and members of [Name of Bidder] is related to the Head of the Procuring Entity, members of the Bids and Awards Committee

## SECTION VIII – BIDDING FORMS

(BAC), the Technical Working Group, and the BAC Secretariat, the head of the Project Management Office or the end-user unit, and the project consultants by consanguinity or affinity up to the third civil degree;

*[If a corporation or joint venture:]* None of the officers, directors, and controlling stockholders of *[Name of Bidder]* is related to the Head of the Procuring Entity, members of the Bids and Awards Committee (BAC), the Technical Working Group, and the BAC Secretariat, the head of the Project Management Office or the end-user unit, and the project consultants by consanguinity or affinity up to the third civil degree;

7. *[Name of Bidder]* complies with existing labor laws and standards; and
8. *[Name of Bidder]* is aware of and has undertaken the responsibilities as a Bidder in compliance with the Philippine Bidding Documents, which includes:
  - a. Carefully examining all of the Bidding Documents;
  - b. Acknowledging all conditions, local or otherwise, affecting the implementation of the Contract;
  - c. Making an estimate of the facilities available and needed for the contract to be bid, if any; and
  - d. Inquiring or securing Supplemental/Bid Bulletin(s) issued for the *[Name of the Project]*.
9. *[Name of Bidder]* did not give or pay directly or indirectly, any commission, amount, fee, or any form of consideration, pecuniary or otherwise, to any person or official, personnel or representative of the government in relation to any procurement project or activity.
10. In case advance payment was made or given, failure to perform or deliver any of the obligations and undertakings in the contract shall be sufficient grounds to constitute criminal liability for Swindling (Estafa) or the commission of fraud with unfaithfulness or abuse of confidence through misappropriating or converting any payment received by a person or entity under an obligation involving the duty to deliver certain goods or services, to the prejudice of the public and the government of the Philippines pursuant to Article 315 of Act No. 3815 s. 1930, as amended, or the Revised Penal Code.

**IN WITNESS WHEREOF**, I have hereunto set my hand this \_\_\_\_ day of \_\_\_\_, 20\_\_ at \_\_\_\_\_, Philippines.

*[Insert NAME OF BIDDER OR ITS AUTHORIZED  
REPRESENTATIVE]*

*[Insert signatory's legal capacity]*  
Affiant

**[Jurat]**

*[Format shall be based on the latest Rules on Notarial Practice]*



## SECTION VIII – BIDDING FORMS

*Standard Form Number: NPCSF-INFR-08***CONTRACTOR'S ORGANIZATIONAL CHART FOR THE CONTRACT**

Submit Copy of the Organizational Chart that the Contractor intends to use to execute the Contract if awarded to him. Indicate in the chart the names of the Project Manager, Project Engineer, Foreman and other Key Engineering Personnel.

Attach the required Proposed Organizational Chart for the Contract as stated above

**NOTES:**

1. *This organization chart should represent the "Contractor's Organization" required for the Project, and not the organizational chart of the entire firm.*
2. *Each such nominated engineer/key personnel shall comply with and submit duly accomplished forms NPCSF-INFR-10a, NPCSF-INFR-10b and NPCSF-INFR-11, which shall be submitted during post-qualification.*
3. *All these are required to be in the Technical Envelope of the Bidder.*

Standard Form Number: NPCSF-INFR-09

**LIST OF KEY PERSONNEL PROPOSED TO BE ASSIGNED TO THE CONTRACT**  
(Based on the Minimum Key Personnel Required in the Bidding Documents)

Business Name: \_\_\_\_\_  
 Business: \_\_\_\_\_  
 \_\_\_\_\_

Particulars	Project Manager (if applicable)	Project Engineer	Materials Engineer (if applicable)	Safety Officer (if applicable)	
1 Name					
2 Address					
3 Date of Birth					
4 Education					
5 License/Qualification Details:					
a. Profession/Specialization					
b. Registration Number					
c. Registration Date					
d. Valid Until					
6 Experience Data:					
a. Years employed by the Bidder					
b. General Experience (yrs.)					
c. Professional Experience on similar project (yrs.)					

Submitted by: \_\_\_\_\_  
 (Printed Name & Signature)

Designation: \_\_\_\_\_  
 Date: \_\_\_\_\_

One of the requirements from the bidder to be included in its Technical Envelope is a list of contractor's key personnel (based on the minimum key personnel required in the bidding documents) to be assigned to the contract to be bid, with their complete qualification and experience data.

## SECTION VIII – BIDDING FORMS

Standard Form Number: NPCSF-INFR-10a

**NOTE: THIS FORM SHALL BE SUBMITTED DURING  
POST-QUALIFICATION****KEY PERSONNEL'S CERTIFICATE OF EMPLOYMENT  
(PROFESSIONAL PERSONNEL)**Issuance Date**THE PRESIDENT**National Power Corporation  
Gabriel Y. Itchon Building  
Sen. Miriam P. Defensor-Santiago Blvd.  
(formerly BIR Road) corner Quezon Avenue  
Diliman, Quezon City, Philippines 1100

Dear Sir:

I am (Name of Nominee) a Licensed \_\_\_\_\_ Engineer with  
Professional License No. \_\_\_\_\_ issued on (date of issuance) at (place of  
issuance).

I hereby certify that (Name of Bidder) has engaged my services as  
(Designation) for the (Name of Project), if awarded to it.

As (Designation), I supervised the following completed projects similar to  
the contract under bidding:

NAME OF PROJECT	OWNER	COST	DATE COMPLETED
_____	_____	_____	_____

At present, I am supervising the following projects:

NAME OF PROJECT	OWNER	COST	DATE COMPLETED
_____	_____	_____	_____

In case of my separation for any reason whatsoever from the above-mentioned  
Contractor, I shall notify the National Power Corporation at least twenty one (21) days before the  
effective date of my separation.

As (Designation), I know I will have to stay in the job site all the  
time to supervise and manage the Contract works to the best of my ability, and aware that I am  
authorized to handle only one (1) contract at a time.

I do not allow the use of my name for the purpose of enabling the above-mentioned  
Contractor to qualify for the Contract without any firm commitment on my part to assume the post  
of (Designation) therefor, if the contract is awarded to him since I understand  
that to do so will be a sufficient ground for my disqualification as (Designation) in  
any future National Power Corporation bidding or employment with any Contractor doing  
business with the National Power Corporation.

\_\_\_\_\_  
(Name and Signature)  
AFFIANT

**[Jurat]***[Format shall be based on the latest Rules on Notarial Practice]*

One of the requirements from the bidder is a list of contractor's key personnel (viz. Project Manager, Project Engineer,  
Construction Safety Officer, Foremen, etc), to be assigned to the contract to be bid, with their complete qualification and  
experience data (including the key personnel's signed written commitment to work for the project once awarded the contract).

Standard Form Number: NPCSF-INFR-10b

**NOTE: THIS FORM SHALL BE SUBMITTED DURING  
POST-QUALIFICATION****KEY PERSONNEL'S CERTIFICATE OF EMPLOYMENT  
(CONSTRUCTION SAFETY AND HEALTH OFFICER)**Issuance Date**THE PRESIDENT**National Power Corporation  
Gabriel Y. Itchon Building  
Sen. Miriam P. Defensor-Santiago Blvd.  
(formerly BIR Road) corner Quezon Avenue  
Diliman, Quezon City, Philippines 1100

Dear Sir:

I am (Name of Nominee) an Construction Safety & Health Officer with  
Certificate No. \_\_\_\_\_ issued on (date of issuance) at (place of  
issuance).I hereby certify that (Name of Bidder) has engaged my services as  
Construction Safety & Health Officer for the (Name of Project), if awarded to it.I am the Construction Safety & Health Officer of the following completed projects similar  
to the contract under bidding:

NAME OF PROJECT	OWNER	COST	DATE COMPLETED
_____	_____	_____	_____

At present, I am the Construction Safety &amp; Health Officer of the following projects:

NAME OF PROJECT	OWNER	COST	DATE COMPLETED
_____	_____	_____	_____

In case of my separation for any reason whatsoever from the above-mentioned  
Contractor, I shall notify the National Power Corporation at least twenty one (21) days before the  
effective date of my separation.As Construction Safety & Health Officer, I know I will have to stay in the job site all the  
time and aware that I am authorized to handle only one (1) contract at a time.I do not allow the use of my name for the purpose of enabling the above-mentioned  
Contractor to qualify for the Contract without any firm commitment on my part to assume the post  
of Construction Safety & Health Officer, if the contract is awarded to him since I understand that  
to do so will be a sufficient ground for my disqualification as Construction Safety & Health Officer  
in any future National Power Corporation bidding or employment with any Contractor doing  
business with the National Power Corporation.(Name and Signature)  
AFFIANT**[Jurat]***[Format shall be based on the latest Rules on Notarial Practice]*One of the requirements from the bidder is a list of contractor's key personnel (viz. Project Manager, Project Engineer,  
Construction Safety Officer, Foremen, etc), to be assigned to the contract to be bid, with their complete qualification and  
experience data (including the key personnel's signed written commitment to work for the project once awarded the contract).

## SECTION VIII – BIDDING FORMS

Standard Form Number: NPCSF-INFR-11

**NOTE: THIS FORM SHALL BE SUBMITTED DURING  
POST-QUALIFICATION****KEY PERSONNEL  
(FORMAT OF BIO-DATA)**

Give the detailed information of the following personnel who are scheduled to be assigned as full-time field staff for the project. Fill up a form for each person.

1. Name : \_\_\_\_\_
2. Date of Birth : \_\_\_\_\_
3. Nationality : \_\_\_\_\_
4. Education and Degrees : \_\_\_\_\_
5. Specialty : \_\_\_\_\_
6. Registration : \_\_\_\_\_
7. Length of Service with the Firm : \_\_\_\_\_ Year from \_\_\_\_\_ (months) \_\_\_\_\_ (year)  
To \_\_\_\_\_ (months) \_\_\_\_\_ (year)
8. Years of Experience : \_\_\_\_\_
9. If item 7 is less than ten (10) years, give name and length of service with previous employers for a ten (10)-year period (attached additional sheet/s), if necessary:

Name and Address of EmployerLength of Service

_____	_____ year(s) from _____ to _____
_____	_____ year(s) from _____ to _____
_____	_____ year(s) from _____ to _____

## 10. Experience:

This should cover the past ten (10) years of experience. (Attached as many pages as necessary to show involvement of personnel in projects using the format below).

## SECTION VIII – BIDDING FORMS

1. Name : \_\_\_\_\_
2. Name and Address of Owner : \_\_\_\_\_
3. Name and Address of the  
Owner's Engineer : \_\_\_\_\_  
(Consultant)
4. Indicate the Features of Project  
(particulars of the project  
components and any other particular  
interest connected with the project): \_\_\_\_\_
5. Contract Amount Expressed in  
Philippine Currency : \_\_\_\_\_
6. Position : \_\_\_\_\_
7. Structures for which the employee  
was responsible : \_\_\_\_\_
8. Assignment Period : from \_\_\_\_\_ (months) \_\_\_\_\_ (years)  
to \_\_\_\_\_ (months) \_\_\_\_\_ (years)

\_\_\_\_\_  
Name and Signature of Employee

It is hereby certified that the above personnel can be assigned to this project, if the contract is awarded to our company.

\_\_\_\_\_  
(Place and Date)

\_\_\_\_\_  
(The Authorized Representative)

*One of the requirements from the bidder is a list of contractor's key personnel (viz. Project Manager, Project Engineer, Construction Safety Officer, Foremen, etc), to be assigned to the contract to be bid, with their complete qualification and experience data (including the key personnel's signed written commitment to work for the project once awarded the contract).*

Standard Form Number: NPCSF-INFR-12

**LIST OF EQUIPMENT, OWNED OR LEASED AND/OR UNDER PURCHASE AGREEMENTS**  
*(Based on the Minimum Equipment Required in the Bidding Documents)*

Business Name: \_\_\_\_\_  
 Business: \_\_\_\_\_  
 \_\_\_\_\_

Description	Model/Year	Capacity / Performance / Size	Plate No.	Motor No. / Body No.	Location	Condition	Proof of Ownership / Lessor or Vendor
<b>A. Owned</b>							
i.							
ii.							
iii.							
iv.							
v.							
<b>B. Leased</b>							
i.							
ii.							
iii.							
iv.							
v.							
<b>C. Under Purchase Agreements</b>							
i.							
ii.							
iii.							
iv.							
v.							

Submitted by: \_\_\_\_\_  
 (Printed Name & Signature)

Designation: \_\_\_\_\_  
 Date: \_\_\_\_\_

*One of the requirements from the bidder to be included in its Technical Envelope is the list of its equipment units pledged for the contract to be bid, based on minimum equipment required in the bidding documents, which are owned, leased, and/or under purchase agreements. This shall be supported by proof of ownership and/or certification of availability of equipment from the equipment lessor for the duration of the project, to be submitted during post-qualification.*

Standard Form No. : NPCSF-INFR-13

**BID LETTER**

Date: \_\_\_\_\_

**To: THE PRESIDENT**  
National Power Corporation  
Gabriel Y. Itchon Building  
Sen. Miriam P. Defensor-Santiago Blvd.  
(formerly BIR Road) corner Quezon Avenue  
Diliman, Quezon City, Philippines 1100

We, the undersigned, declare that:

- (a) We have examined and have no reservation to the Bidding Documents, including Addenda, for the Contract **CONSTRUCTION OF LAKEBANK, RIVERBANK PROTECTION AND NURSERY FACILITIES AT LANA DEL SUR IN FOUR (4) PACKAGES (MinP24Z1750Sc)**.
- (b) We offer to execute the Works for this Contract in accordance with the Bid Documents, Technical Specifications, General and Special Conditions of Contract accompanying this Bid;

The total price of our Bid, excluding any discounts offered below is: [insert information] \_\_\_\_\_;

The discounts offered and the methodology for their application are: [insert information] \_\_\_\_\_;

- (c) Our Bid shall be valid for a period of [insert number] \_\_\_\_\_ days from the date fixed for the Bid submission deadline in accordance with the Bidding Documents, and it shall remain binding upon us and may be accepted at any time before the expiration of that period;
- (d) If our Bid is accepted, we commit to obtain a Performance Security in the amount of [insert percentage amount] \_\_\_\_\_ percent of the Contract Price for the due performance of the Contract;
- (e) Our firm, including any subcontractors or suppliers for any part of the Contract, have nationalities from the following eligible countries: [insert information] \_\_\_\_\_;
- (f) We are not participating, as Bidders, in more than one Bid in this bidding process, other than alternative offers in accordance with the Bidding Documents;
- (g) Our firm, its affiliates or subsidiaries, including any subcontractors or suppliers for any part of the Contract, has not been declared ineligible by the Funding Source;
- (h) We understand that this Bid, together with your written acceptance thereof included in your notification of award, shall constitute a binding contract between us, until a formal Contract is prepared and executed; and
- (i) We understand that you are not bound to accept the Lowest Calculated Bid or any other Bid that you may receive.
- (j) We likewise certify/confirm that the undersigned, is the duly authorized representative of the bidder, and granted full power and authority to do, execute and



SECTION VIII – BIDDING FORMS

---

perform any and all acts necessary to participate, submit the bid, and to sign and execute the ensuing contract for the **CONSTRUCTION OF LAKEBANK, RIVERBANK PROTECTION AND NURSERY FACILITIES AT LANA DEL SUR IN FOUR (4) PACKAGES (MinP24Z1750Sc)** of the National Power Corporation.

- (k) We acknowledge that failure to sign each and every page of this Bid Letter, including the Bill of Quantities, shall be a ground for the rejection of our bid.

Name: \_\_\_\_\_

In the capacity of: \_\_\_\_\_

Signed: \_\_\_\_\_

Duly authorized to sign the Bid for and on behalf of: \_\_\_\_\_

Date: \_\_\_\_\_

Standard Form No. : NPCSF-INFR-14

**DETAILED COST ESTIMATE FORM**

**Name of Bidder :** \_\_\_\_\_

[illegible]

1. The Bidder must provide all the information required above.
2. All pay items in the Bill of Quantities must be included the detailed cost estimate.
3. Unit Price and Total price in this form must be the same with the Bill of Quantities and Bid Letter.

Name, Signature of Authorized Representative

Designation

Standard Form No. : NPCSF-INFR-15

**SUMMARY SHEETS OF MATERIALS PRICES, LABOR RATES  
AND EQUIPMENT RENTAL RATES**Name of Bidder : \_\_\_\_\_  
\_\_\_\_\_**I. Unit Prices of Materials**

Materials Description	Unit	Unit Price
1.		
2.		
3.		
4.		
5.		
6.		
7.		

**II. Manpower Hourly Rates**

Designation	Rate/Hr.
1.	
2.	
3.	
4.	
5.	
6.	
7.	

**III. Equipment Hourly Rental Rates**

Equipment Description	Rental Rate/Hr.
1.	
2.	
3.	
4.	
5.	
6.	
7.	

\_\_\_\_\_  
Name, Signature of Authorized Representative\_\_\_\_\_  
Designation

# **SECTION IX**

# **BID DRAWINGS**

# **SECTION IX**

# **BID DRAWINGS**

# **PACKAGE I**

**SECTION IX - BID DRAWINGS****CW - CIVIL WORKS**

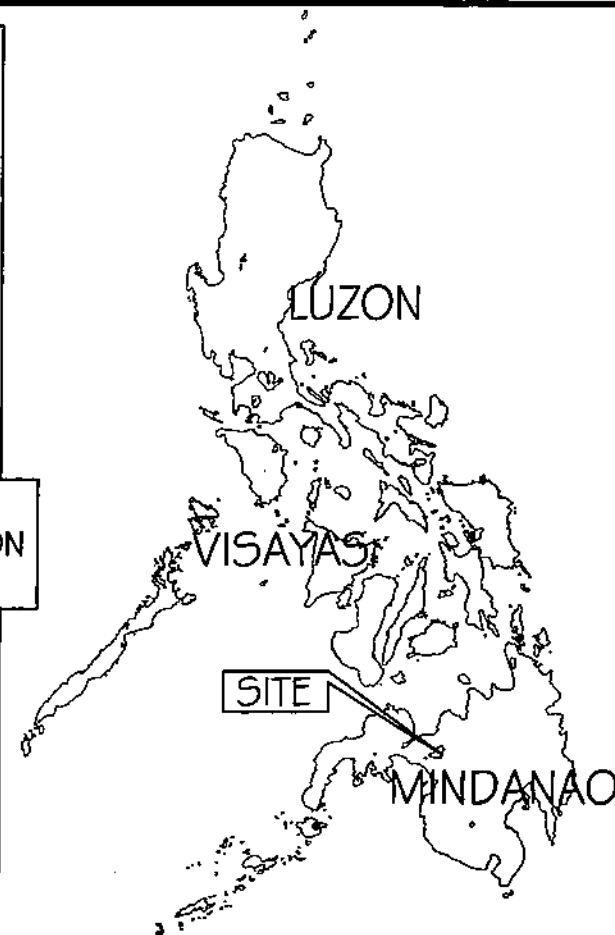
<b><u>DRAWING NO.</u></b>	<b><u>TITLE</u></b>
TARP-BDC-21.001	PLANS AND MAPS (Key Map, Vicinity Map & Location <sup>msd</sup> Plan)
TARP-BDC-21.002	RIVERBANK PROTECTION (Plan, Section and Details)

SITE LOCATION 1:  
30m RIVERBANK PROTECTION  
FOR CONSTRUCTION

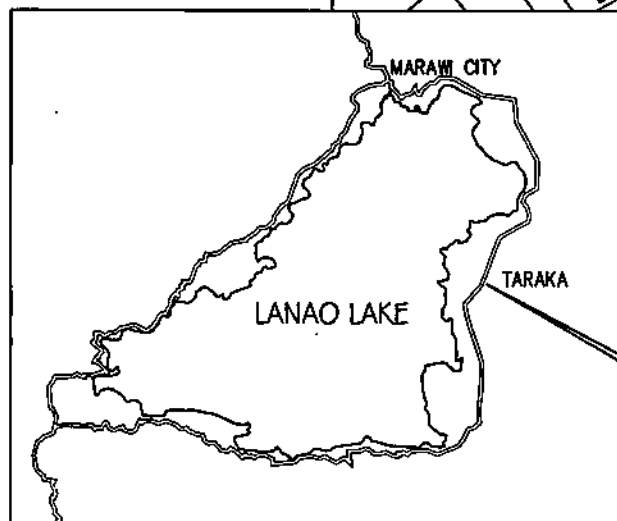
DIMAYON  
MOSQUE

SITE LOCATION 2:  
30m RIVERBANK PROTECTION  
FOR CONSTRUCTION

SITE LOCATION 3:  
30m RIVERBANK PROTECTION  
FOR CONSTRUCTION



# **KEY MAP** NOT TO SCALE




**LOCATION MAP**  
SCALE NTS

**VICINITY MAP**  
SCALE NTS

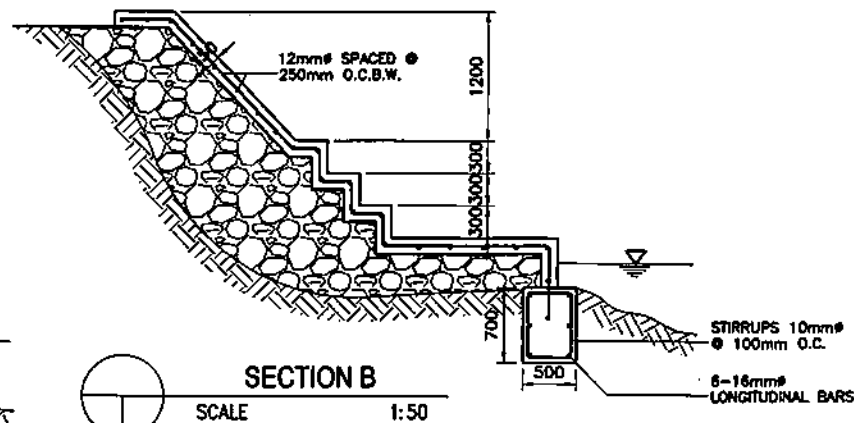
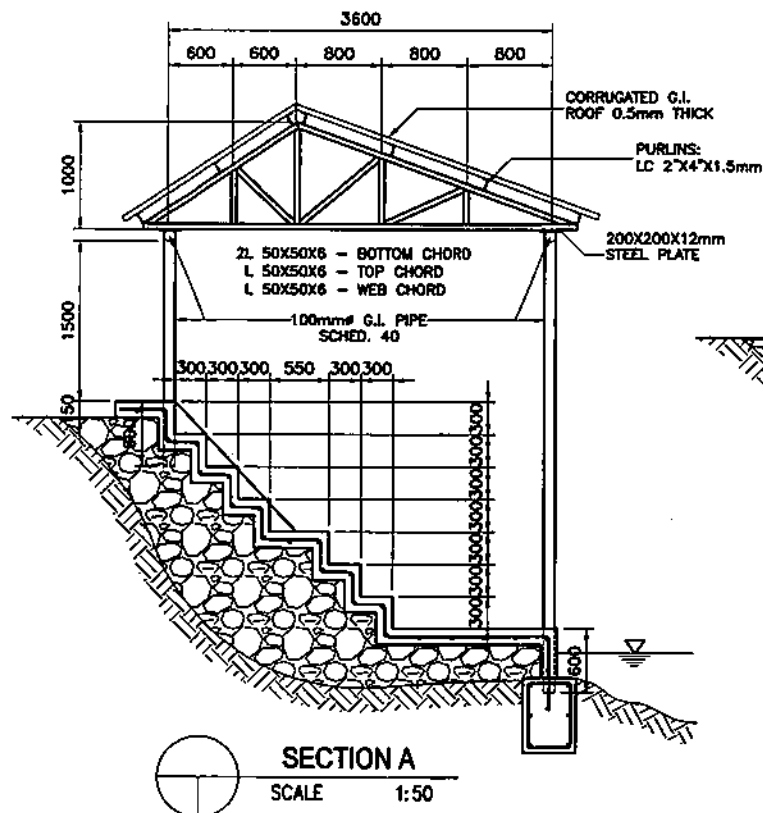
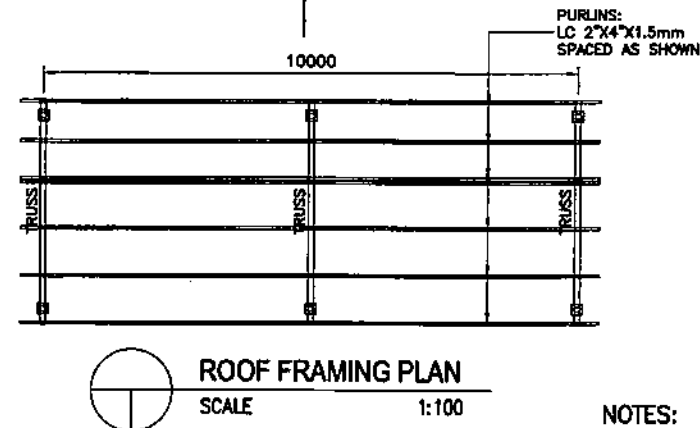
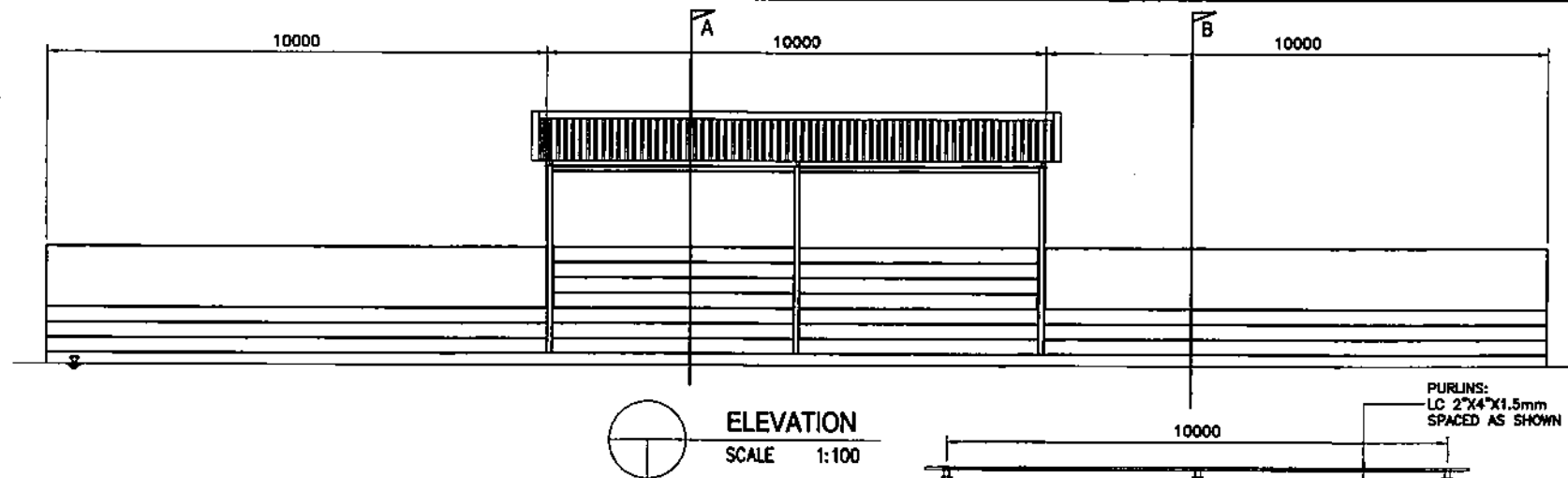


**SITE**

SITE COORDINATE: 7°53'01.4"N 124°20'48.1"E

OWNER:		 <b>NATIONAL POWER CORPORATION</b> GABRIEL Y. ITCHON BLDG., 3RD FLOOR, DEFENSOR SANTOYO AVENUE (FORMERLY BR ROAD) CORNER QUEZON AVENUE, DAVAO 1100 QUEZON CITY, PHILIPPINES	
PROJECT:		CONSTRUCTION OF RIVERBANK PROTECTION AT BRGY. BANDERA BUISAN, TARAKA, LANAO DEL SUR REV.01 (CONSTRUCTION OF 3 RIVER WALL WITH LAUNDRY SHED AT TARAKA, LANAO DEL SUR)	
LOCATION:		BRGY. BANDERA BUISAN, TARAKA, LANAO DEL SUR	
TITLE: <b>PLANS AND MAPS</b> (KEY MAP, VICINITY MAP & LOCATION MAP)			
DESIGNED	BY	CHKD	DATE
DRAWN			
REVIEWED			
CHECKED			
ELEC.			
MECH.			
SUBMITTED:		H. A. MENDOZA Project Engineer A	
RECOMMENDED:		A. O. ESPINOSA Project Engineer B	
APPROVED:		G. B. MAGPOC, JR. Project Engineer C	
DWG. NO.		TARP-BDC-21.001	
SPECS. NO.		MinP24Z1671Sc	
SCALE:		AS SHOWN	
BID DRAWING		REV. 0	

REV.	DATE	NATURE OF REVISION	BY	CHKD.	RECD.	APPD.



#### NOTES:

1. ALL DIMENSIONS ARE IN MILLIMETERS UNLESS OTHERWISE SPECIFIED.
2. THE MINIMUM 28 DAY CYLINDER COMPRESSIVE STRENGTH OF CONCRETE SHALL BE 20.7MPa.
3. THE MINIMUM YIELD STRENGTH OF REINFORCEMENT TO BE USED SHALL BE GRADE 40 (278MPa).
4. ALL REINFORCING STEEL SHALL BE DETAILED AND PLACED IN CONFORMANCE WITH THE LATEST ACI-318.
5. ALL STRUCTURAL STEEL SHAPES SHALL CONFORM TO ASTM A36 STRUCTURAL STEEL UNLESS OTHERWISE INDICATED.

OWNER:		<b>NATIONAL POWER CORPORATION</b> GABRIEL Y. ITCHON BLDG., 8th FLOOR, DEPOSED-SANTIAGO AVENUE, FORMERLY SAN ROA ROAD, CORNER QUEZON AVENUE, DULAN 1106 QUEZON CITY, PHILIPPINES	
PROJECT:		CONSTRUCTION OF RIVERBANK PROTECTION AT BRGY. BANDERA BUISAN, TARAKA, LANAO DEL SUR (CONSTRUCTION OF 3 RIVER WALL WITH LAUNDRY SHED AT TARAKA, LANAO DEL SUR)	
LOCATION:		BRGY. BANDERA BUISAN, TARAKA, LANAO DEL SUR	
TITLE:		<b>RIVERBANK PROTECTION (PLAN, SECTION AND DETAILS)</b>	
DESIGNED	BY	CHKD	DATE
DRAWN			
REVIEWED	PRINCIPAL ENGR. / ARCHT.		RECOMMENDED:
CHECKED			APPROVED:
ELEC.			
MECH.			
DWG. NO. TARP-BDC-21.002		SPEC. NO. MinP24Z1671Sc	
SCALE: AS SHOWN		BID DRAWING	
REV.		REV. 0	



# **SECTION IX**

# **BID DRAWINGS**

# **PACKAGE II**

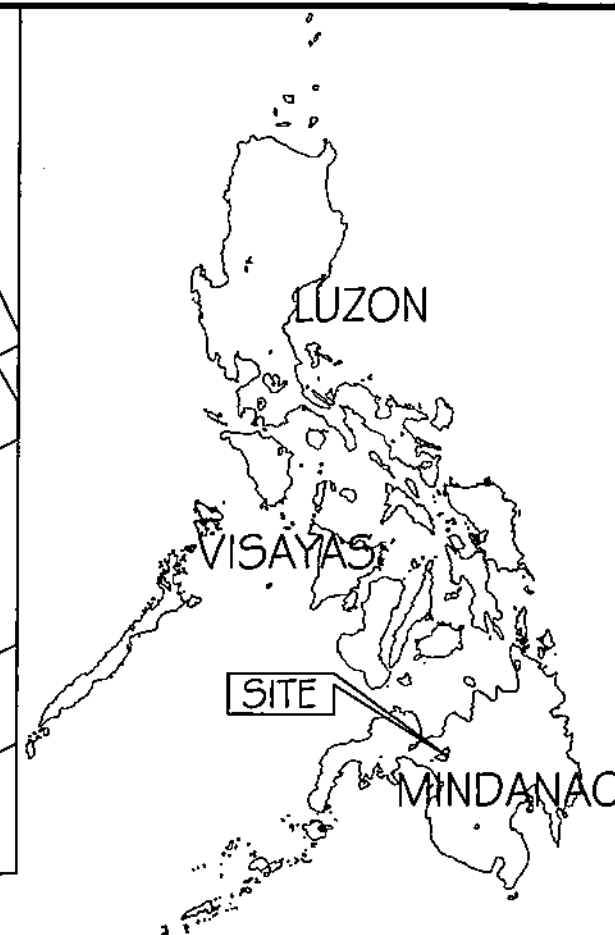
**SECTION IX - BID DRAWINGS****CW - CIVIL WORKS**

<b><u>DRAWING NO.</u></b>	<b><u>TITLE</u></b>
LPTA-BDC-21.001	PLANS AND MAPS (Location Map, Vicinity Map & Site Plan)
LPTA-BDC-21.002	LAKEBANK PROTECTION (Section, Elevation, Sheet Pile & Pile Cap Details)

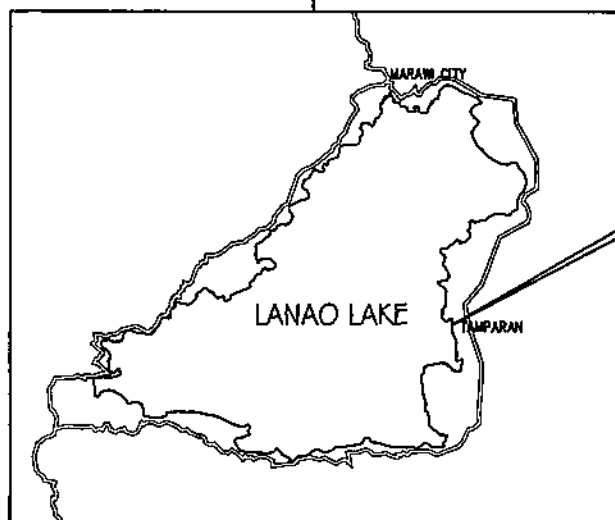
SITE:  
55m LAKEBANK PROTECTION  
FOR CONSTRUCTION

MA AHAD LINUK SCHOOL

LANAO LAKE SIDE



**KEY MAP**  
NOT TO SCALE




**LOCATION MAP**  
SCALE NTS

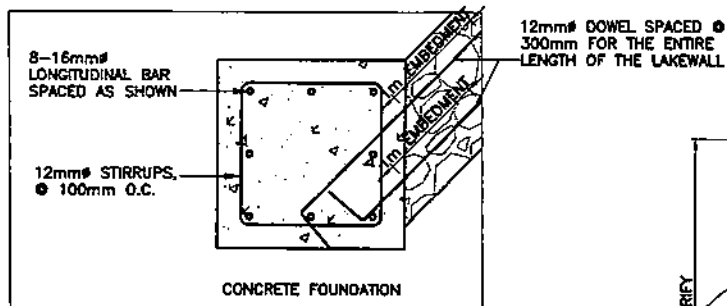
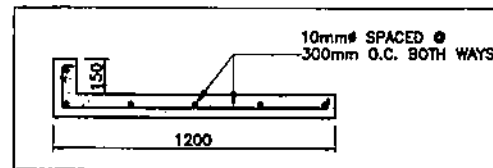
**VICINITY MAP**  
SCALE NTS



SITE COORDINATES: 7°51'42"N 124°19'33"E

OWNER:		 <b>NATIONAL POWER CORPORATION</b> <small>GABRIEL Y. ITCHON BLDG. 801L MIRIAM P. DEFENSOR-SANTAGO AVENUE (FORMERLY BRK ROAD) CORNER QUEZON AVENUE, DILMAN 1100 QUEZON CITY, PHILIPPINES</small>	
PROJECT:		CONSTRUCTION OF LAKEBANK PROTECTION AT TAMPARAN, LANAO DEL SUR (CONSTRUCTION OF POSLACION LAKEWALL ON TAMPARAN, LANAO DEL SUR)	
LOCATION:		BRGY. CENTRAL LINUK, TAMPARAN, LANAO DEL SUR	
TITLE: <b>PLANS AND MAPS</b> (KEY MAP, VICINITY MAP & LOCATION MAP)			
DESIGNED	BY	CHKD	DATE
DRAWN			
REVIEWED	PROJECT ENGINEER / ARCHT.		RECOMMENDER
ENVIRONMENT			
ELEC.			APPROVED
MECH.			
DWG. NO.		LPTA-BDC-21.001	
SPECS. NO.		MinP23Z1651Sc	
SCALE: AS SHOWN		BID DRAWING	
REV. 0			

REV.	DATE	NATURE OF REVISION	BY	CHKD.	RECD.	APPR.



12mm# DOWEL SPACED @ 300mm FOR THE ENTIRE LENGTH OF THE LAKEWALL

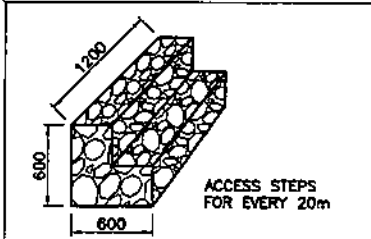
ASSUMED HIGHEST WATER LEVEL (700m)

1m (MINIMUM)

GROUTED RIPRAP

100mm THICK CONCRETE WALKWAY

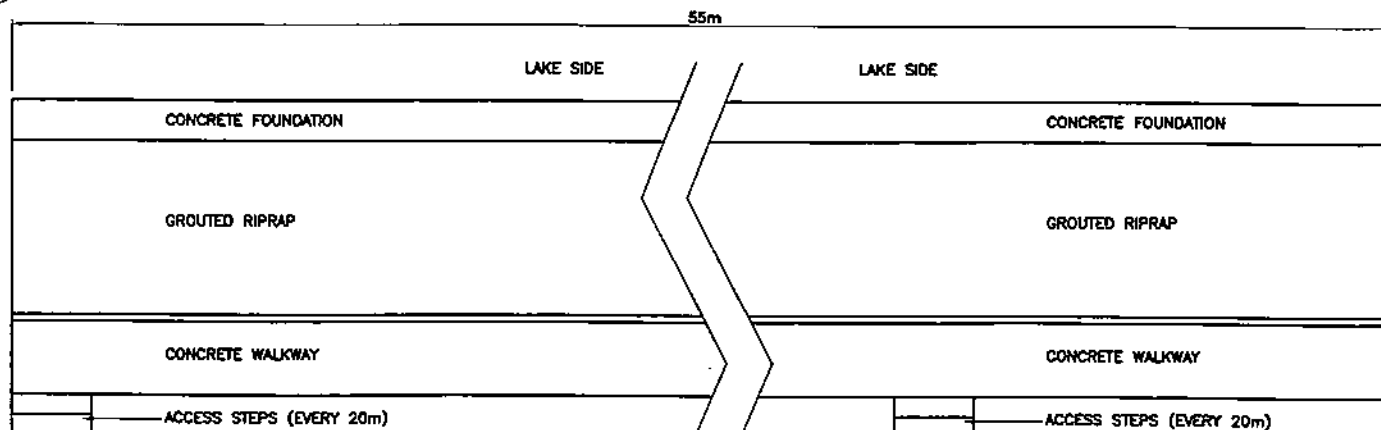
GROUND LEVEL



TYPICAL CROSS SECTION OF LAKE WALL (55m)  
SCALE NTS

NOTES:

1. CONCRETE SHALL HAVE A MINIMUM 28-DAY COMPRESSIVE STRENGTH OF 20.7 MPa (3000 PSI).
2. REINFORCING BARS SHALL CONFORM TO THE LATEST REQUIREMENTS OF PHS FOR DSB GRADE 275.
3. ALL ASPECTS OF CONSTRUCTION AND DETAILING OF REINFORCEMENTS SHALL BE IN ACCORDANCE WITH THE LATEST EDITION OF THE ACI CODE.



PLAN VIEW OF LAKE WALL (55m)  
SCALE NTS

OWNER:		NATIONAL POWER CORPORATION GABRIEL Y. ITCHON BLDG., 8th FLOOR, DEFENSOR SANTIAGO AVENUE (FORMERLY BIR ROAD) CORNER QUEZON AVENUE, DULAMAN 1100 QUEZON CITY, PHILIPPINES	
PROJECT:		CONSTRUCTION OF LAKEBANK PROTECTION AT TAMPARAN, LANAO DEL SUR (CONSTRUCTION OF POBLACION LAKEWALL ON TAMPARAN, LANAO DEL SUR)	
LOCATION:		BROY, CENTRAL LIBUK, TAMPARAN, LANAO DEL SUR	
TITLE:		LAKEBANK PROTECTION (PLAN, SECTION AND DETAILS)	
DESIGNED	BY	CHKD	DATE
DRAWN			
REVIEWED	PROJ. ENGR./ARCHT.		
CHECKED			
ELEC.			
MECH.			
SUBMITTER:		H. MENDOZA	
RECOMMENDED:		A. C. ESPRITU	
APPROVED:		G. B. MAGDOCA, JR.	
DWG. NO.		LPTA-BDC-21.002	
SPEC. NO.		MinP23Z1851Sc	
SCALE AS SHOWN		BID DRAWING	
REV.		REV. 0	

REV.	DATE	NATURE OF REVISION	BY	CHKD.	RECD.	APPR.

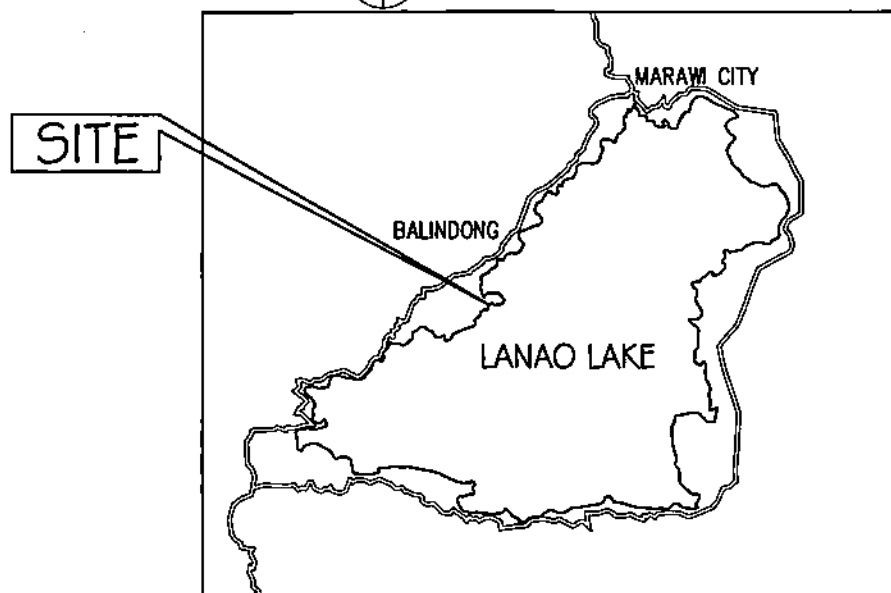
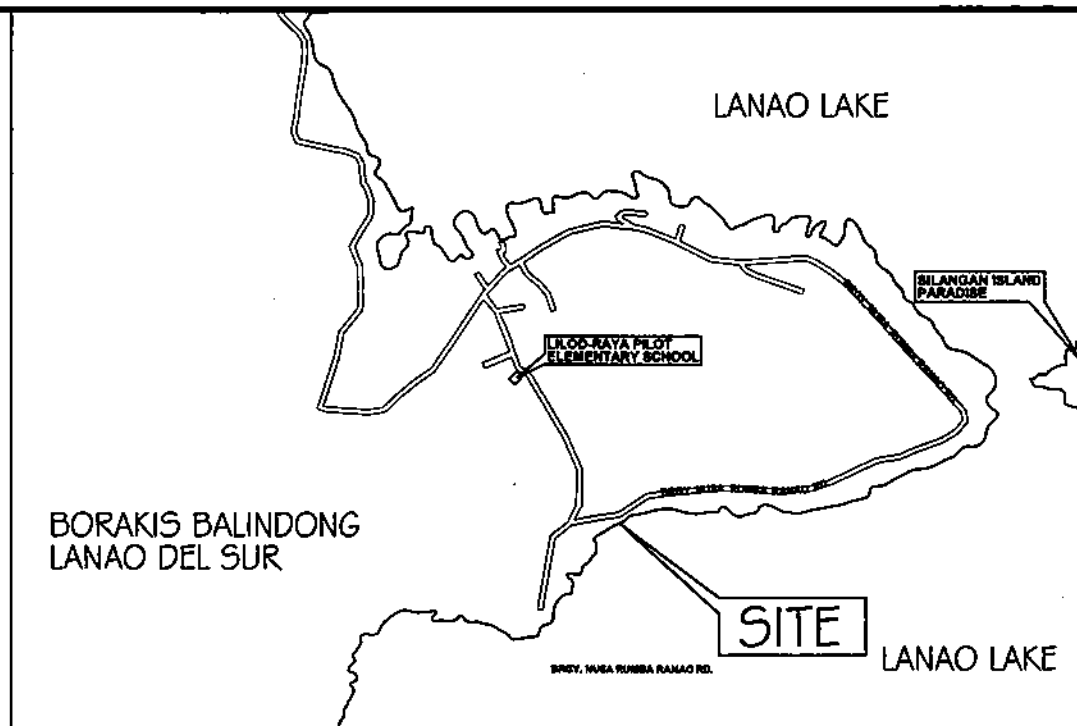
# **SECTION IX**

# **BID DRAWINGS**

# **PACKAGE III**

**SECTION IX - BID DRAWINGS****CW - CIVIL WORKS**

<b><u>DRAWING NO.</u></b>	<b><u>TITLE</u></b>
LPNF-BDC-21.001	LAKEBANK PROTECTION (Location Map, Vicinity Map & Site Plan)
LPNF-BDC-21.002	LAKEBANK PROTECTION (Elevations)
LPNF-BDC-21.003	LAKEBANK PROTECTION (Railings and Wheel Guard Details)
LPNF-BDC-21.004	NURSERY FACILITIES (Location Map, Vicinity Map & Site Plan)
LPNF-BDC-21.005	NURSERY FACILITIES (Perspective View)
LPNF-BDC-21.006	NURSERY FACILITIES (Lot Plan)
LPNF-BDC-21.007	NURSERY FACILITIES (Floor Plan, Foundation Plan & Details)
LPNF-BDC-21.008	NURSERY FACILITIES (Elevations)
LPNF-BDC-21.009	NURSERY FACILITIES (Bed Shed Elevation & Details)
LPNF-BDC-21.010	NURSERY FACILITIES (Bed Shed Framing Elevations & Details)
LPNF-BDC-21.011	NURSERY FACILITIES (Roof Framing Plan & Isometric View)
LPNF-BDC-21.012	NURSERY FACILITIES (Roofing & Truss Details)




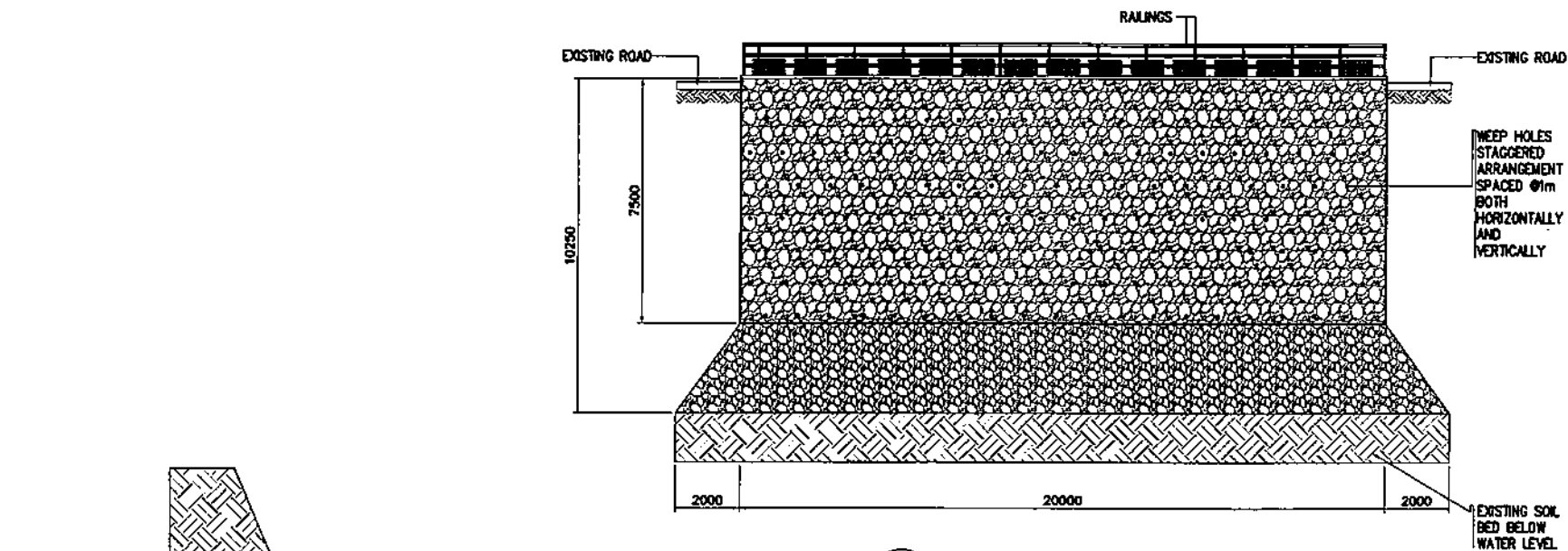
SITE COORDINATES:  
7°53'38.14"N 124°12'37.07"E



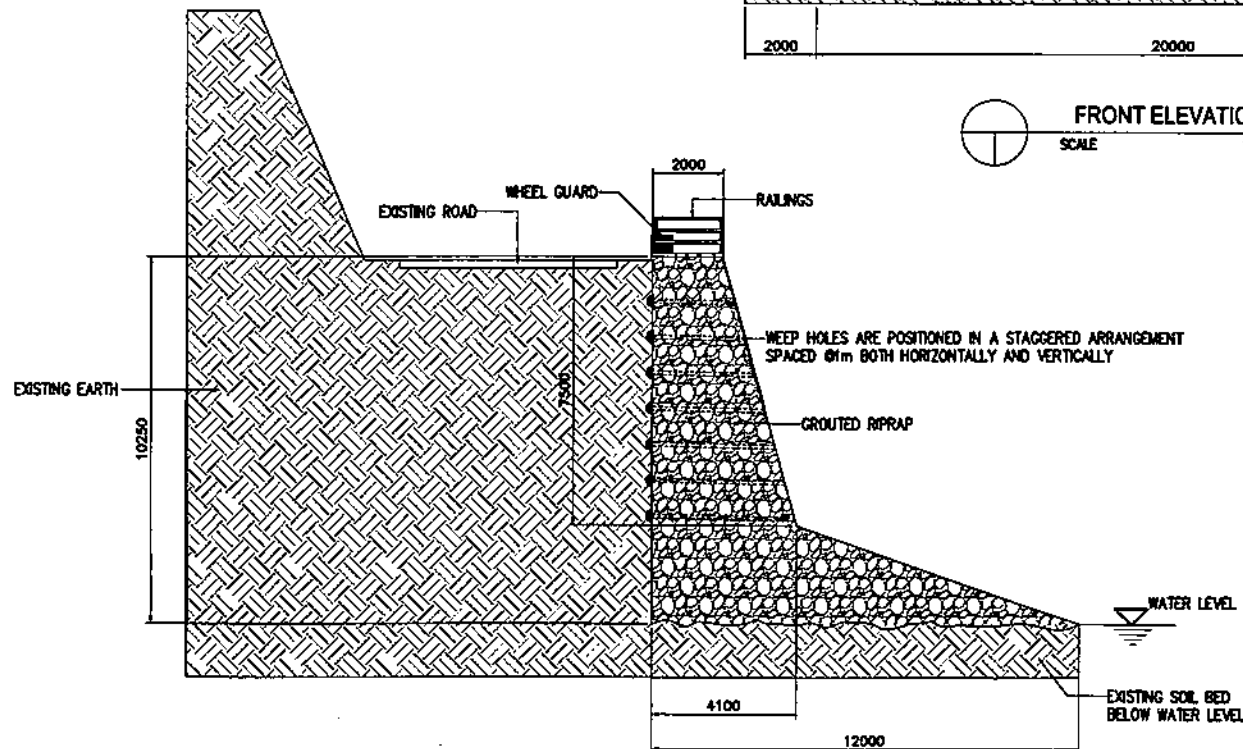
### KEY MAP

NOT TO SCALE

OWNER:		 <b>NATIONAL POWER CORPORATION</b> <small>GABRIEL Y. ITCHON BLDG. SEN. MIRIAM P. DEFENSOR-SANTOS AVENUE          FORMERLY SAN NICOLAS CORNER QUEZON AVENUE          DILIMAN 1105 QUEZON CITY, PHILIPPINES</small>	
PROJECT:		CONSTRUCTION OF LAKEBANK PROTECTION AND NURSERY FACILITIES AT BALINDONG, LANAO DEL SUR (CONSTRUCTION OF LAKEBANK & NURSERY COMPLEX AT BALINDONG, LANAO DEL SUR)	
LOCATION:		BALINDONG, LANAO DEL SUR	
TITLE: <b>LAKEBANK PROTECTION</b> (KEY MAP, VICINITY MAP & LOCATION MAP)			
DESIGNED	BY	CHKD	DATE
DRAWN			
REVIEWED	PRINCIPAL ENGR./ARCHT.		SUBMITTED
CIVIL/ARCHT			RECOMMENDED
ELEC.			APPROVED
MECH.			
DWG. NO.		SPEC. NO.	
LPNF-BDC-21.001		MinP23Z1654Sc	
SCALE: AS SHOWN		BID DRAWING	
REV. 0			







FRONT ELEVATION  
SCALE 1:150




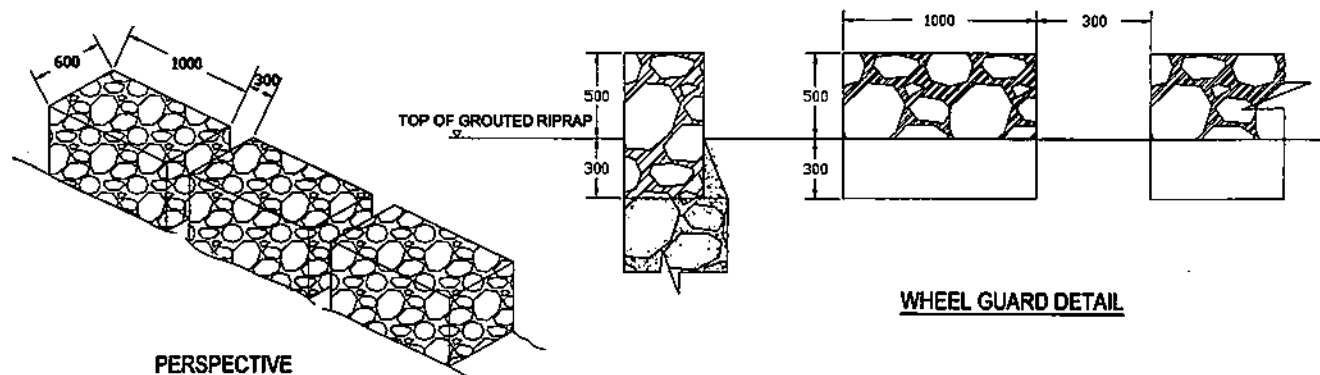
LEFT SIDE ELEVATION  
SCALE 1:150

#### NOTES:

1. ALL DIMENSIONS ARE IN MILLIMETER UNLESS OTHERWISE INDICATED.
2. MINIMUM COMPRESSIVE STRENGTH OF CONCRETE SHALL BE 20.7 MPa AT 28 DAYS PERIOD.
3. USE MORTAR WITH 1:3 CONCRETE SAND MIXTURE.
4. ALL REINFORCING BARS SHALL CONFORM TO THE LATEST REQUIREMENTS OF DSB GRADE 275.
5. ALL ASPECTS OF CONSTRUCTION AND DETAILING OF REINFORCEMENTS SHALL BE IN ACCORDANCE WITH THE LATEST EDITION OF ACI CODE.
6. PROVIDE 75mm  $\phi$  PVC WEEPHOLES STAGGERED AT 1m HORIZONTAL AND VERTICAL.

OWNER:		 <b>NATIONAL POWER CORPORATION</b> GABRIEL Y. ITCHON BLDG., 2ND FLOOR, DEFENSOR-SANTOS AVENUE CORNER QUEZON AVENUE, DILIMAN 1105 QUEZON CITY, PHILIPPINES	
PROJECT:		CONSTRUCTION OF LAKEBANK PROTECTION AND NURSERY FACILITIES AT BALINDONG, LAMAO DEL SUR (CONSTRUCTION OF LAKEBANK PROTECTION AND NURSERY FACILITIES AT BALINDONG, LAMAO DEL SUR)	
LOCATION:		BALINDONG, LAMAO DEL SUR	
TITLE:		<b>LAKEBANK PROTECTION (ELEVATIONS)</b>	
DESIGNED	BY	CHKD	DATE
DRAWN	BY	CHKD	DATE
REVIEWED	BY	CHKD	DATE
CIVIL/ARCHT	BY	CHKD	DATE
ELEC.	BY	CHKD	DATE
MECH.	BY	CHKD	DATE
SUBMITTED:		 H. L. MENDOZA Project Engineer A	
RECOMMENDED:		 A. C. ESPIRITU Manager, C&D	
APPROVED:		 G. B. MAGPOC JR. Manager, C&D	
DWG. NO.		SPEC. NO.	
LPNF-BDC-21.002		MinP23Z1654Sc	
SCALE AS SHOWN		BID DRAWING	
REV. 0			





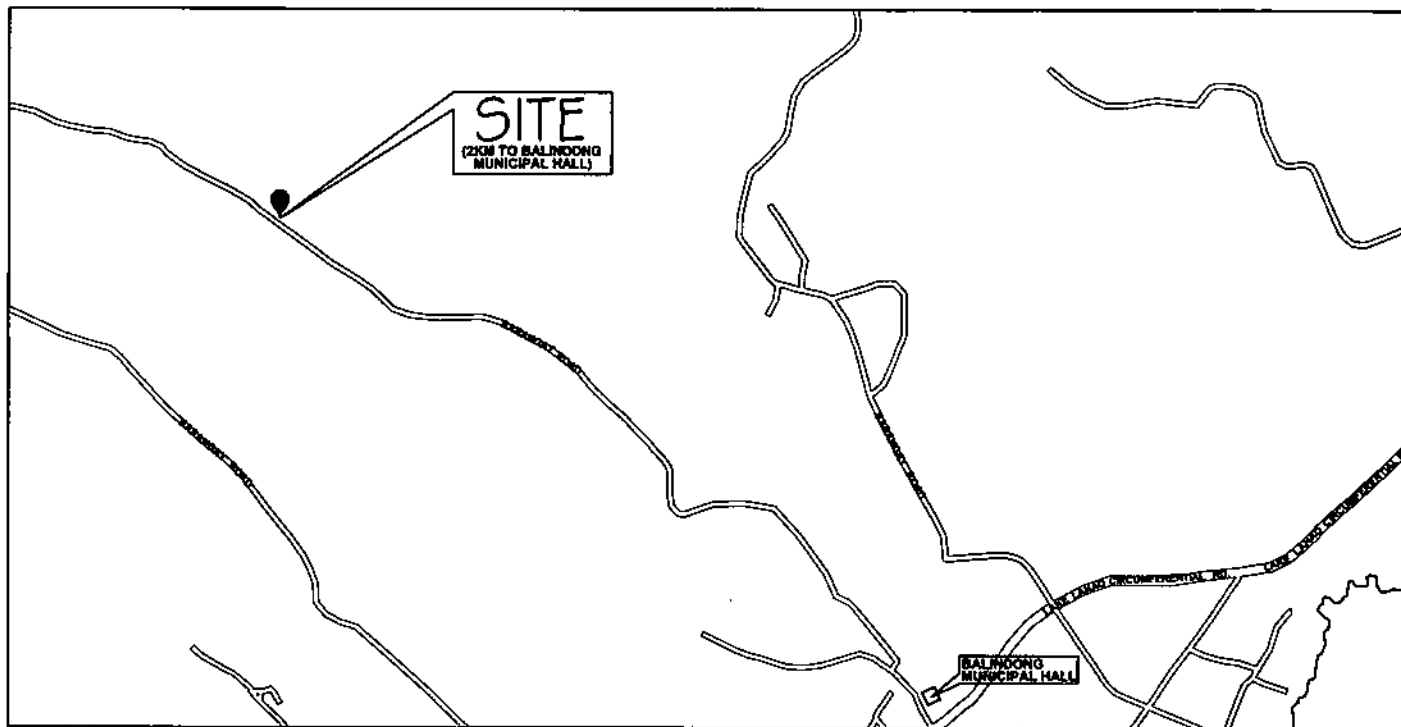
HORIZONTAL - 1.5" G.I. PIPE SCHED. 40  
 VERTICAL - 1.5" G.I. PIPE SCHED. 40



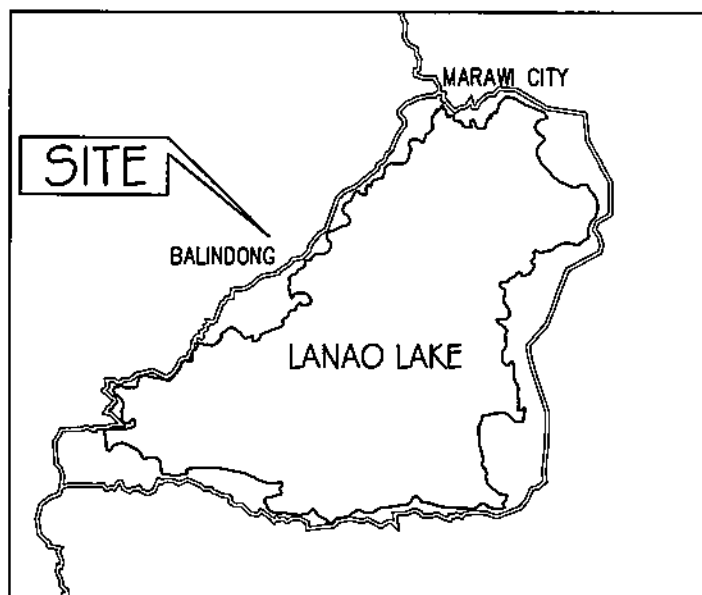
OWNER:				<b>NATIONAL POWER CORPORATION</b> GABRIEL Y. ITCHON BLDG., GEN. MIRIAM P. DEFENSOR-SANTOS AVENUE (FORMERLY BR. ROAD) CORNER QUEZON AVENUE, SULAN 1105 QUEZON CITY, PHILIPPINES	
PROJECT:		CONSTRUCTION OF LAKEBANK PROTECTION AND NURSERY FACILITIES AT BALINDONG, LANA O DEL SUR (CONSTRUCTION OF LAKEWALL & NURSERY COMPLEX AT BALINDONG, LANA O DEL SUR)			
LOCATION:		BALINDONG, LANA O DEL SUR			
TITLE:		<b>LAKEBANK PROTECTION</b> (RAILINGS AND WHEEL GUARD DETAILS)			
DESIGNED	BY	CHKD	DATE	SUBMITTED:	<i>H. J. MENDOZA</i>
DRAWN				RECOMMENDED:	<i>A. C. ESPINOSA</i>
REVIEWED	PRINCIPAL ENGR./ARCHT.			APPROVED:	<i>G. B. MAGPOC JR.</i>
CIVIL/ARCHT					
ELEC.					
MECH					

DWG. NO. LPNF-BDC-21.003		SPEC. NO. MinP23Z16548c	
SCALE: AS SHOWN		BID DRAWING	
REV. 0			

REV.	DATE	NATURE OF REVISION	BY	CHKD.	RECD.	APPD.

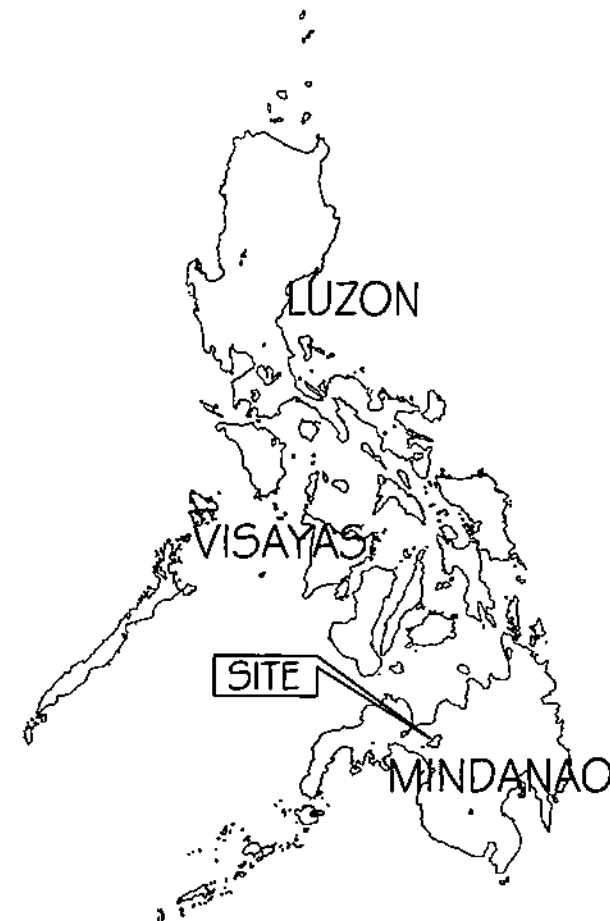


VICINITY MAP  
SCALE NTS







LOCATION MAP  
SCALE NTS


SITE COORDINATES:  
7°55'31.1"N 124°11'30.8"E



**KEY MAP**  
NOT TO SCALE

OWNER:		 <b>NATIONAL POWER CORPORATION</b> <small>GABRIEL Y. ITCHON BLDG. 2ND FLOOR, DEFENSOR SANTIAGO AVENUE (FORMERLY BIR ROAD) CORNER QUEZON AVENUE, DILAMAN 1105 QUEZON CITY, PHILIPPINES</small>	
PROJECT:		CONSTRUCTION OF LAKEBANK PROTECTION AND NURSERY FACILITIES AT BALINDONG, LANAO DEL SUR (CONSTRUCTION OF LAKEBANK PROTECTION AND NURSERY COMPLEX AT BALINDONG, LANAO DEL SUR)	
LOCATION:		BALINDONG, LANAO DEL SUR	
TITLE: <b>NURSERY FACILITIES</b> (KEY MAP, VICINITY MAP & LOCATION MAP)			
DESIGNED	BY	CHKD	DATE
DRAWN			
REVIEWED	PROJ. ENGR./ARCHT.		
CIVIL/ARCHT			
ELEC.			
MECH.			
SUBMITTER:		 <b>H. L. MENDOZA</b> <small>PROJ. ENGR.</small>	
RECOMMENDED:		 <b>A. C. ESPIRITU</b> <small>PROJ. ENGR.</small>	
APPROVED:		 <b>G. B. MAGPOC JR.</b> <small>ENGR. 100</small>	
DWG. NO.		LPNF-BDC-21.004	
SPEC. NO.		MinP23Z1654Sc	
SCALE AS SHOWN		BID DRAWING	
REV. 0			





REV.	DATE	NATURE OF REVISION	BY	CHKD.	RECD.	APPR.



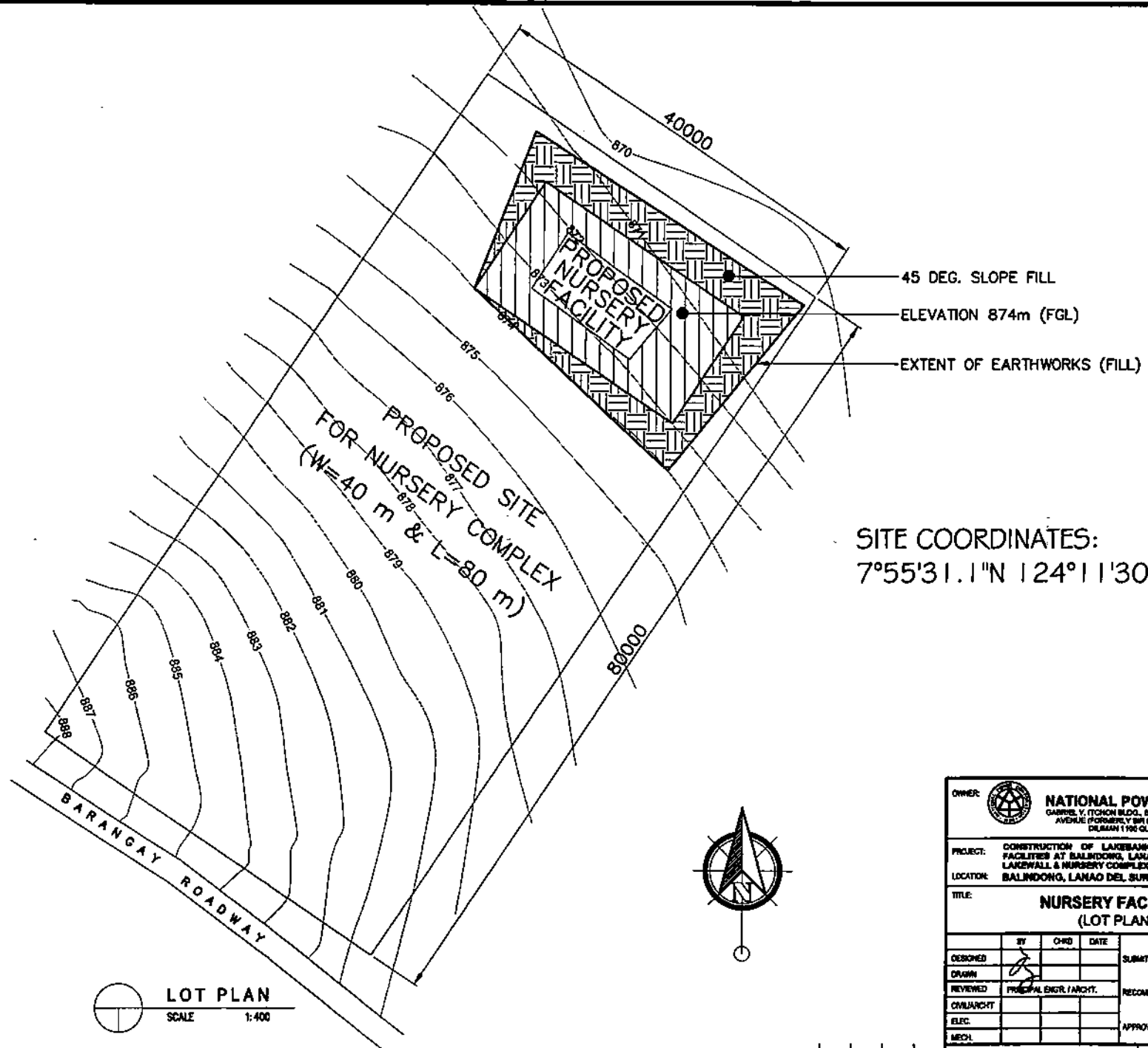
PERSPECTIVE VIEW

SCALE


NTS

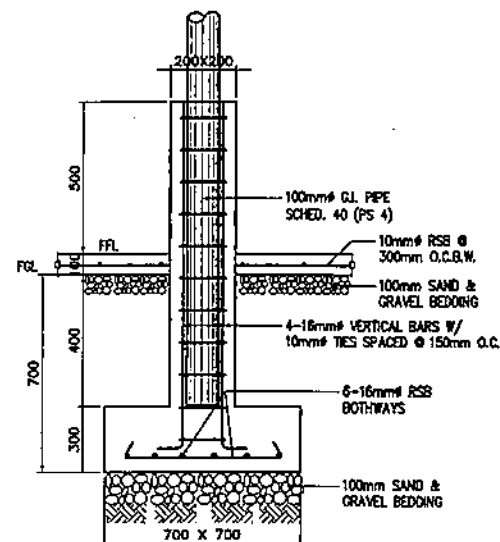
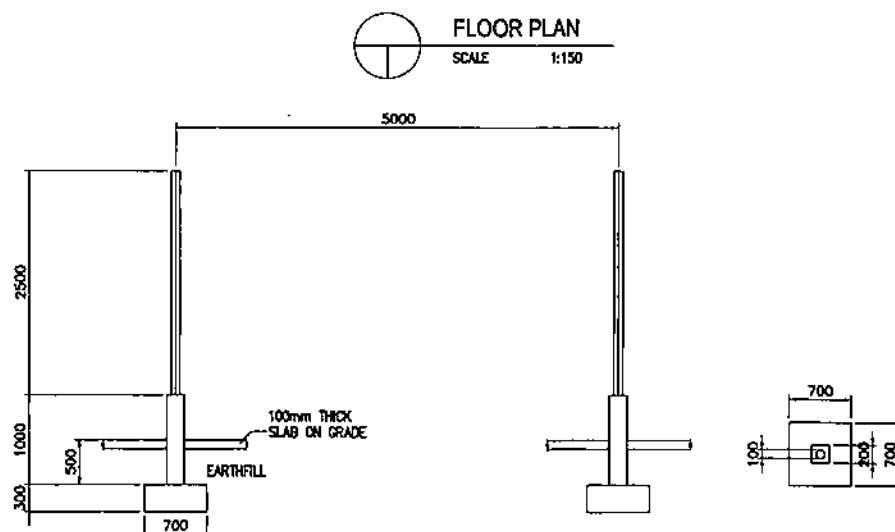
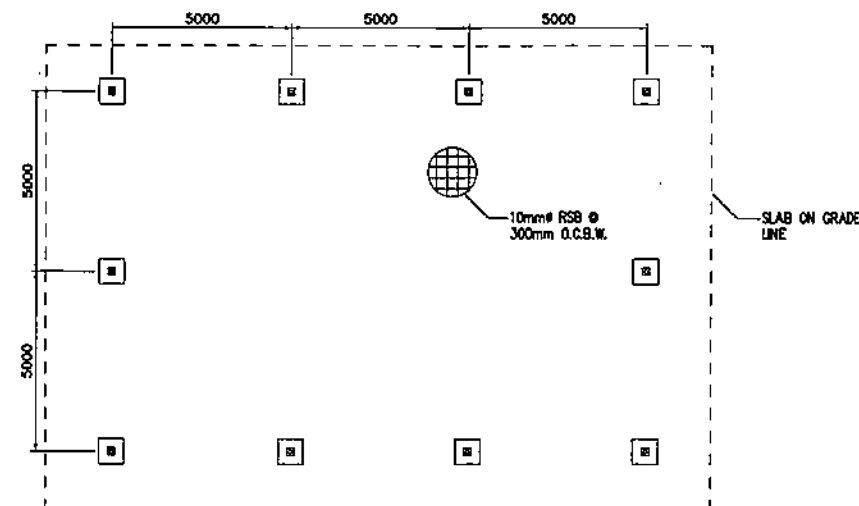
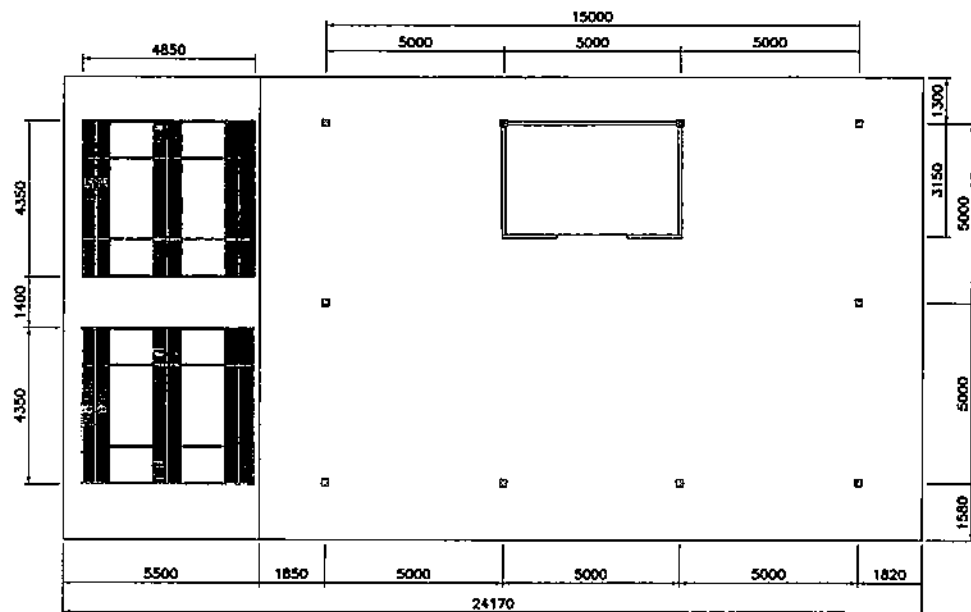
OWNER:		 <b>NATIONAL POWER CORPORATION</b> <small>GABRIEL Y. ITCHON BLDG., 5th FLOOR, P. DEFENSORA-SANTIAGO AVENUE (FORMERLY YNR ROAD) CORNER QUEZON AVENUE, QUEZON CITY, PHILIPPINES</small>	
PROJECT:		CONSTRUCTION OF LAKEBANK PROTECTION AND NURSERY FACILITIES AT BALINDONG, LANA DEL SUR (CONSTRUCTION OF LAKEWALL & NURSERY COMPLEX AT BALINDONG, LANA DEL SUR)	
LOCATION:		BALINDONG, LANA DEL SUR	
TITLE:		<b>NURSERY FACILITIES (PERSPECTIVE VIEW)</b>	
DESIGNED	BY	CHKD	DATE
DRAWN			
REVIEWED	PROJ. ENGR. / ARCHT.		
CIVIL/ARCHT			
ELEC.			
MECH.			
SUBMITTED:		 <b>H.D. MENDOZA</b> <small>Project Engineer A</small>	
RECOMMENDED:		 <b>A.C. ESPIRITU</b> <small>Manager, C&amp;D</small>	
APPROVED:		 <b>G.B. MAGPOC JR.</b> <small>Manager, C&amp;D</small>	
DWG. NO.		LPNF-BDC-21.005	
SPEC. NO.		MinP23Z1654Sc	
SCALE: AS SHOWN		<b>BID DRAWING</b>	
REV.		REV. 0	

REV.	DATE	NATURE OF REVISION	BY	CHKD.	RECD.	APPR.




SITE COORDINATES:  
7°55'31.1"N 124°11'30.8"E

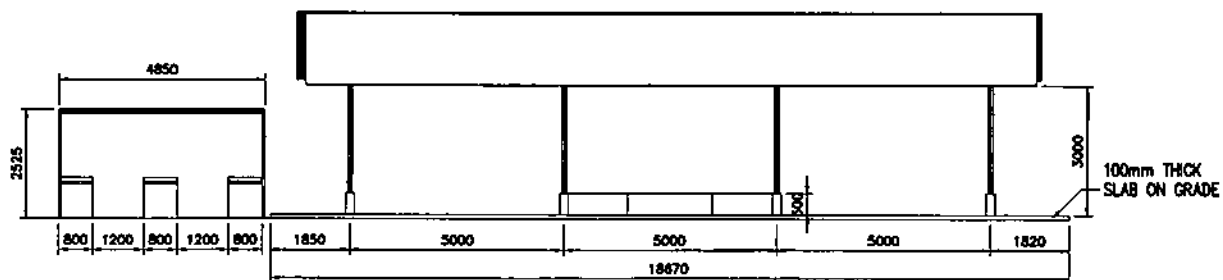
OWNER:		 <b>NATIONAL POWER CORPORATION</b> GABRIEL Y. ITCHON BLDG., BEN. MIRIAM P. DEFENSOR-SANTIAGO AVENUE (FORMERLY YBIR ROAD) CORNER QUEZON AVENUE, DUBMAN 1 RD QUEZON CITY, PHILIPPINES	
PROJECT:		CONSTRUCTION OF LAKEBANK PROTECTION AND NURSERY FACILITIES AT BALINDONG, LANAO DEL SUR (CONSTRUCTION OF LAKEWALL & NURSERY COMPLEX AT BALINDONG, LANAO DEL SUR)	
LOCATION:		BALINDONG, LANAO DEL SUR	
TITLE:		<b>NURSERY FACILITIES (LOT PLAN)</b>	
DESIGNED	BY	CHKD	DATE
DRAWN			
REVIEWED	PRINCIPAL ENGR./ARCHT.		SUBMITTED: <i>H. J. BENDOZA</i>
CIVIL/ARCHT			RECOMMENDED: <i>A. G. ESPERITU</i>
ELEC.			APPROVED: <i>O. B. MAGPOC JR.</i>
MECH.			
DWG. NO. LPNF-BDC-21.006		SPECS. NO. MinP23Z1654Sc	
SCALE AS SHOWN		BID DRAWING	
REV. DATE		NATURE OF REVISION	
BY	CHKD	REC'D	APTD.



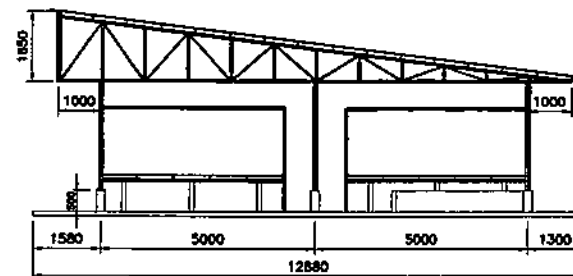
#### NOTES:

1. ALL DIMENSIONS ARE IN MILLIMETERS UNLESS OTHERWISE SPECIFIED.
2. FOOTING DESIGN BASED ON ALLOWABLE SOIL PRESSURE OF 144KPa AND TO BE VERIFY BASED ON ACTUAL SOIL CONDITION.
3. THE MINIMUM 28 DAY CYLINDER COMPRESSIVE STRENGTH OF CONCRETE SHALL BE 20.7MPa FOR PEDESTAL.
4. THE MINIMUM YIELD STRENGTH OF REINFORCEMENT TO BE USED SHALL BE GRADE 40 (278MPa).
5. ALL REINFORCING STEEL SHALL BE DETAILED AND PLACED IN CONFORMANCE WITH THE LATEST ACI-318.
6. ALL STRUCTURAL STEEL SHAPES SHALL CONFORM TO ASTM A36 STRUCTURAL STEEL UNLESS OTHERWISE INDICATED.

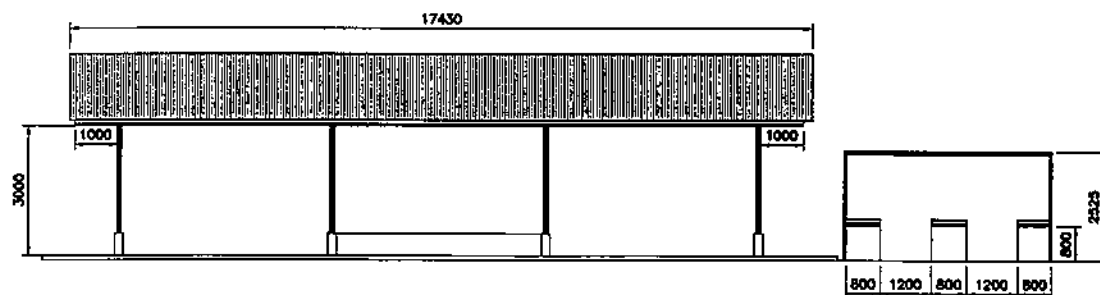
OWNER:		 <b>NATIONAL POWER CORPORATION</b> GABRIEL Y. ITCHON BLDG., SEN. MIRIAM P. DEFENSOR-SANTIAGO AVENUE (FORMERLY BR. ROAD) CORNER QUEZON AVENUE, BULWAK 1105 QUEZON CITY, PHILIPPINES	
PROJECT:		CONSTRUCTION OF LAKEBANK PROTECTION AND NURSERY FACILITIES AT BALINDONG, LANAO DEL SUR (CONSTRUCTION OF LAKEWALL & NURSERY COMPLEX AT BALINDONG, LANAO DEL SUR)	
LOCATION:		BALINDONG, LANAO DEL SUR	
TITLE: <b>NURSERY FACILITIES (FLOOR PLAN, FOUNDATION PLAN &amp; DETAILS)</b>			
DESIGNED	BY	CHKD	DATE
DRAWN			
REVIEWED	PROJ. ENGR. / ARCHT.	RECOMMENDED	
CHECKED			
ELEC.			
MECH.			
DWG. NO. LPNF-BDC-21.007		SPEC. NO. MinP23Z1654Sc	
SCALE: AS SHOWN		BID DRAWING	
REV. 0			



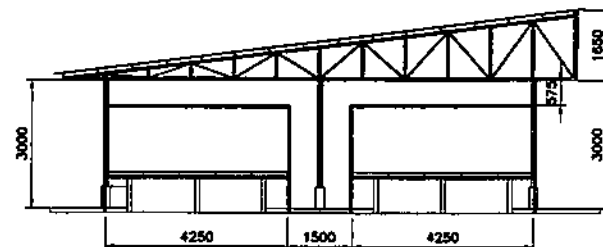
FRONT ELEVATION  
SCALE 1:125




RIGHT ELEVATION  
SCALE 1:125



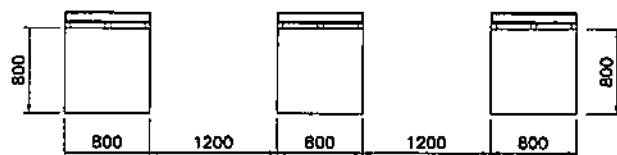
REAR ELEVATION  
SCALE 1:125



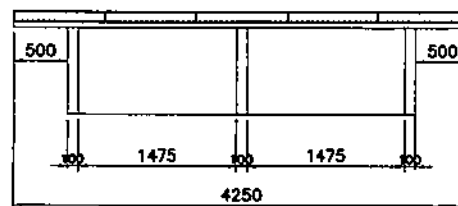
LEFT ELEVATION  
SCALE 1:125

OWNER:		 <b>NATIONAL POWER CORPORATION</b> GABRIEL Y. ITCHON BLDG., SEN. MIRIAM P. DEFEÑOR-SANTAGO AVENUE (FORMERLY BR. ROAD) CORNER QUEZON AVENUE, DILMAN 1100 QUEZON CITY, PHILIPPINES	
PROJECT:		CONSTRUCTION OF LAKEBANK PROTECTION AND NURSERY FACILITIES AT BALINDONG, LANAO DEL SUR (CONSTRUCTION OF LAKEWALL & NURSERY COMPLEX AT BALINDONG, LANAO DEL SUR)	
LOCATION:		BALINDONG, LANAO DEL SUR	
TITLE:		<b>NURSERY FACILITIES (ELEVATIONS)</b>	
DESIGNED	BY	CHKD	DATE
DRAWN			
REVIEWED	PRINCIPAL ENGR./ARCHT.	RECOMMENDED:	<i>H. J. MENDOZA</i> PROJECT LEADER
CIVIL/ARCHT		APPROVED:	<i>A. C. ESPERITU</i> NURSERY CHD
ELEC.		APPROVED:	<i>G. B. MAGPOC JR.</i> ENGR. IN CH.
MECH.			
DWG. NO. LPNF-BDC-21.008		SPEC. NO. MinP23Z1654Sc	
SCALE AS SHOWN		<b>BID DRAWING</b>	
REV. 0		REV. 0	

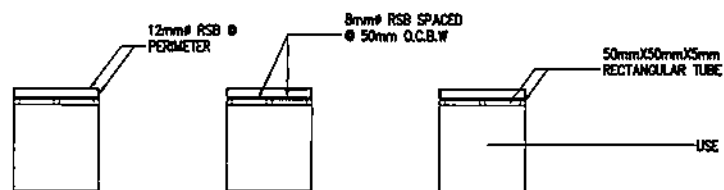
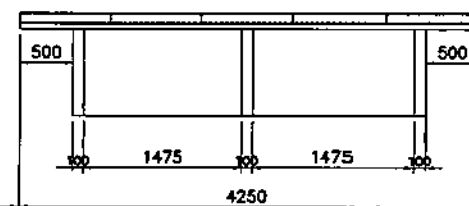
REV.	DATE	NATURE OF REVISION	BY	CHKD.	REC'D.	APP'D.



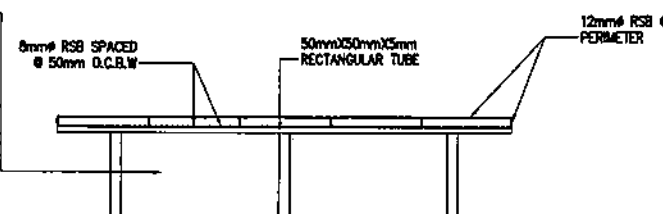
**BED SHED FRONT VIEW**  
SCALE 1:75



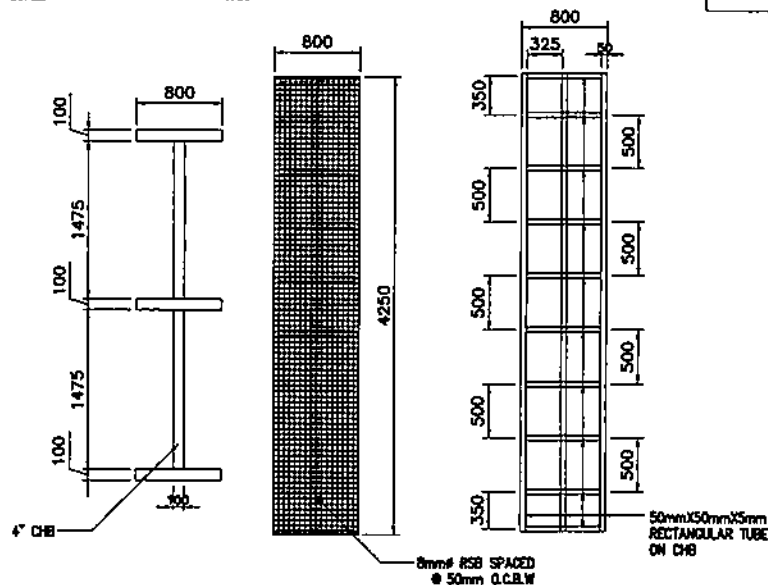
**BED SHED RIGHT SIDE VIEW**  
SCALE 1:50



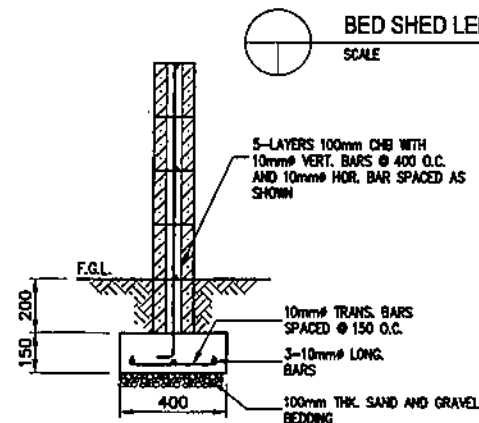
**BED SHED REAR VIEW**  
SCALE 1:50



**BED SHED LEFT SIDE VIEW**  
SCALE 1:50




**BED SHED DETAILS**  
SCALE 1:50



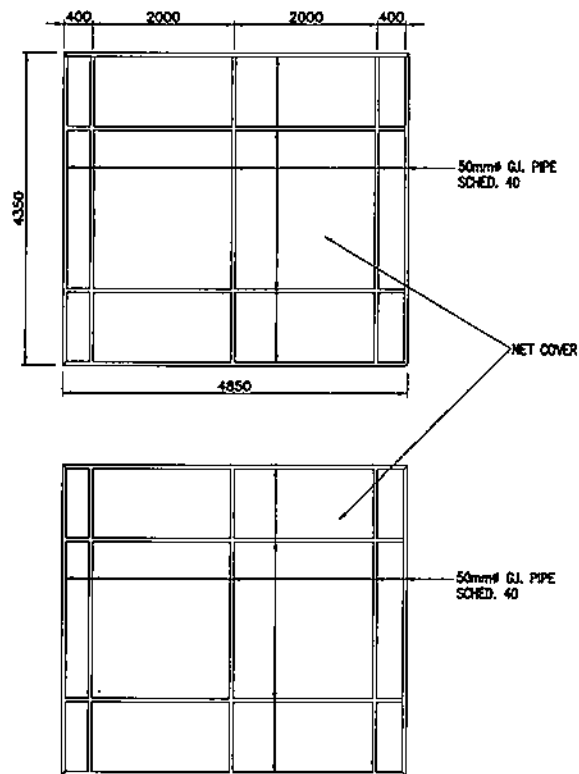
**WALL FOOTING DETAILS ON BED SHED**  
SCALE 1:50

OWNER:		<b>NATIONAL POWER CORPORATION</b> <small>CHAMPLIN Y. TIOCHO BLDG., 28TH, MERRILL P. DEL ROSARIO-SANTOYO AVENUE (FORMERLY BAR ROAD) CORNER QUEZON AVENUE, DELMAN 1100 QUEZON CITY, PHILIPPINES</small>	
PROJECT:		CONSTRUCTION OF LAKEFRANK PROTECTION AND NURSERY FACILITIES AT BALINDONG, LANAO DEL SUR (CONSTRUCTION OF LAKEWALL & NURSERY COMPLEX AT BALINDONG, LANAO DEL SUR)	
LOCATION:		BALINDONG, LANAO DEL SUR	
TITLE:		<b>NURSERY FACILITIES (BED SHED ELEVATION &amp; DETAILS)</b>	
DESIGNED	BY	CHKD	DATE
DRAWN			
REVIEWED	PRINCIPAL ENGR./ARCHT.	RECOMMENDED	
CIVIL/ARCHT		APPROVED	
ELEC			
MECH			
DWG. NO.		SPECS. NO.	
LPNF-BDC-21.009		MinP23Z1654Sc	
SCALE AS SHOWN		<b>BID DRAWING</b>	
REV. 0			

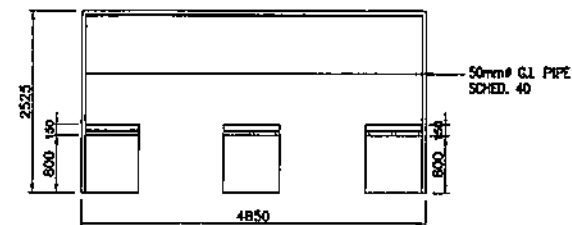
REV.	DATE	NATURE OF REVISION	BY	CHKD.	RECD.	APPD.



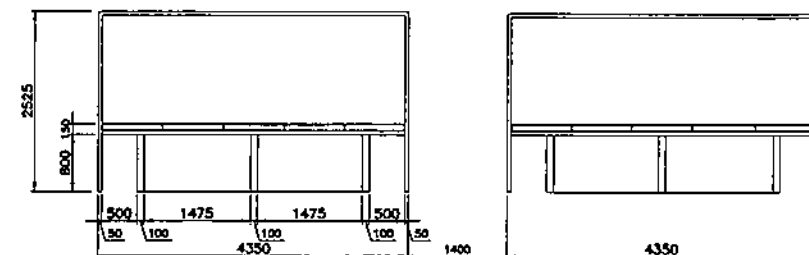
**BED SHED PLAN**  
SCALE 1:75




**BED SHED FRAMING TOP VIEW**  
SCALE 1:75



**BED SHED FRAMING FRONT VIEW**  
SCALE 1:75




**BED SHED FRAMING RIGHT SIDE VIEW**  
SCALE 1:75

OWNER:		 <b>NATIONAL POWER CORPORATION</b> GABRIEL Y. ITCHON BLDEL, SEN. ARTURIO P. DEFENSOR-SANTAMAO AVENUE (FORMERLY BIR ROAD) CORNER QUEZON AVENUE, DILIMAN 1105 QUEZON CITY, PHILIPPINES	
PROJECT:		CONSTRUCTION OF LAKEBANK PROTECTION AND NURSERY FACILITIES AT BALINDONG, LANAO DEL SUR (CONSTRUCTION OF LAKEWALL & NURSERY COMPLEX AT BALINDONG, LANAO DEL SUR)	
LOCATION:		BALINDONG, LANAO DEL SUR	
TITLE:		<b>NURSERY FACILITIES</b> (BED SHED FRAMING ELEVATIONS & DETAILS)	
DESIGNED	BY	CHKD	DATE
DRAWN			
REVIEWED	PRINCIPAL ENGR./ARCHT.		SUBMITTED: <i>H. J. MENDOZA</i> Principal Engineer A
CIVIL/ARCHT.			RECOMMENDED: <i>A. C. ESPRITU</i> Principal Engr.
ELEC.			APPROVED: <i>G. B. MAGPOC JR.</i> Manager, OED
MECH.			
DWG. NO. LPNF-BDC-21.010		SPEC. NO. MinP23Z1654Sc	
SCALE AS SHOWN		<b>BID DRAWING</b>	
REV. 0			

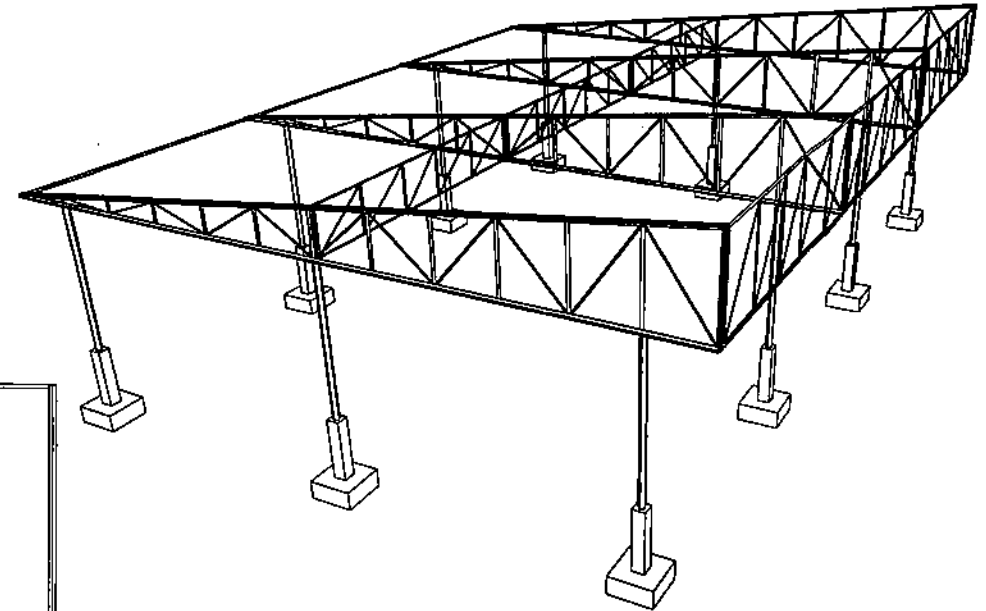
REV.	DATE	NATURE OF REVISION	BY	CHKD.	RECD.	APPD.












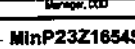
ROOF FRAMING PLAN

SCALE 1:75

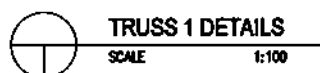



ISOMETRIC VIEW

SCALE NTS

OWNER:		 <b>NATIONAL POWER CORPORATION</b> <small>GABRIEL Y. ITCHON BLDG. 3RD FLOOR P. DEFENSOR-SANTIAGO AVENUE (FORMERLY BIR ROAD) CORNER QUEZON AVENUE, DILAMAN 1100 QUEZON CITY, PHILIPPINES</small>	
PROJECT:		CONSTRUCTION OF LAKEBANK PROTECTION AND NURSERY FACILITIES AT BALINDONG, LANAO DEL SUR (CONSTRUCTION OF LAKEWALL & NURSERY COMPLEX AT BALINDONG, LANAO DEL SUR)	
LOCATION:		BALINDONG, LANAO DEL SUR	
TITLE:		<b>NURSERY FACILITIES</b> <b>(ROOF FRAMING PLAN &amp; ISOMETRIC VIEW)</b>	
DESIGNED	BY	CHKD	DATE
DRAWN			
REVIEWED	PRINCIPAL ENGR. / ARCHT.		
CHECKED			
ELEC.			
MECH.			
SUBMITTED:		 <b>H. U. MENDOZA</b> <small>PROJ. ENGR. A</small>	
RECOMMENDED:		 <b>A. O. ESPINOSA</b> <small>PROJ. ENGR. A</small>	
APPROVED:		 <b>G. B. MAGPOC JR.</b> <small>PROJ. ENGR. A</small>	
DWG. NO.		LPNF-BDC-21.011	
SPEC. NO.		MinP23Z1654Sc	
SCALE AS SHOWN		<b>BID DRAWING</b>	
REV. 0			

REV.	DATE	NATURE OF REVISION	BY	CHKD.	RECD.	APPD.



OWNER:		 <b>NATIONAL POWER CORPORATION</b> GABRIEL V. ITCHON BLDG., 3RD FLOOR, DEFENSOR SANTIAGO AVENUE, FORMERLY 1ST FLOOR, CORNER QUEZON AVENUE, GILMAN 1100 QUEZON CITY, PHILIPPINES	
PROJECT:	CONSTRUCTION OF LAKEBANK PROTECTION AND NURSERY FACILITIES AT BALINDONG, LANAO DEL SUR (CONSTRUCTION OF LAKEBANKS & NURSERY COMPLEX AT BALINDONG, LANAO DEL SUR)		
LOCATION:	BALINDONG, LANAO DEL SUR		
TITLE:		<b>NURSERY FACILITIES</b> <b>(ROOFING &amp; TRUSS DETAILS)</b>	
DESIGNED	BY	CHKD	DATE
DRAWN	<i>[Signature]</i>		
REVIEWED	PROJECT ENGINEER / ARCHT.		
CHECKED			
ELEC.			
MECH.			
SUBMITTED:		<i>[Signature]</i> <b>T. J. MENDOZA</b> Project Engineer A	
RECOMMENDED:		<i>[Signature]</i> <b>A. C. CRISTINA</b> Manager, CDO	
APPROVED:		<i>[Signature]</i> <b>G. B. MAGSINO JR.</b> Manager, CDO	
DWG. NO.		SPECS. NO.	
LPNF-BDC-21.012		MinP23Z1654Sc	
SCALE AS SHOWN		<b>BID DRAWING</b>	
		REV. 0	

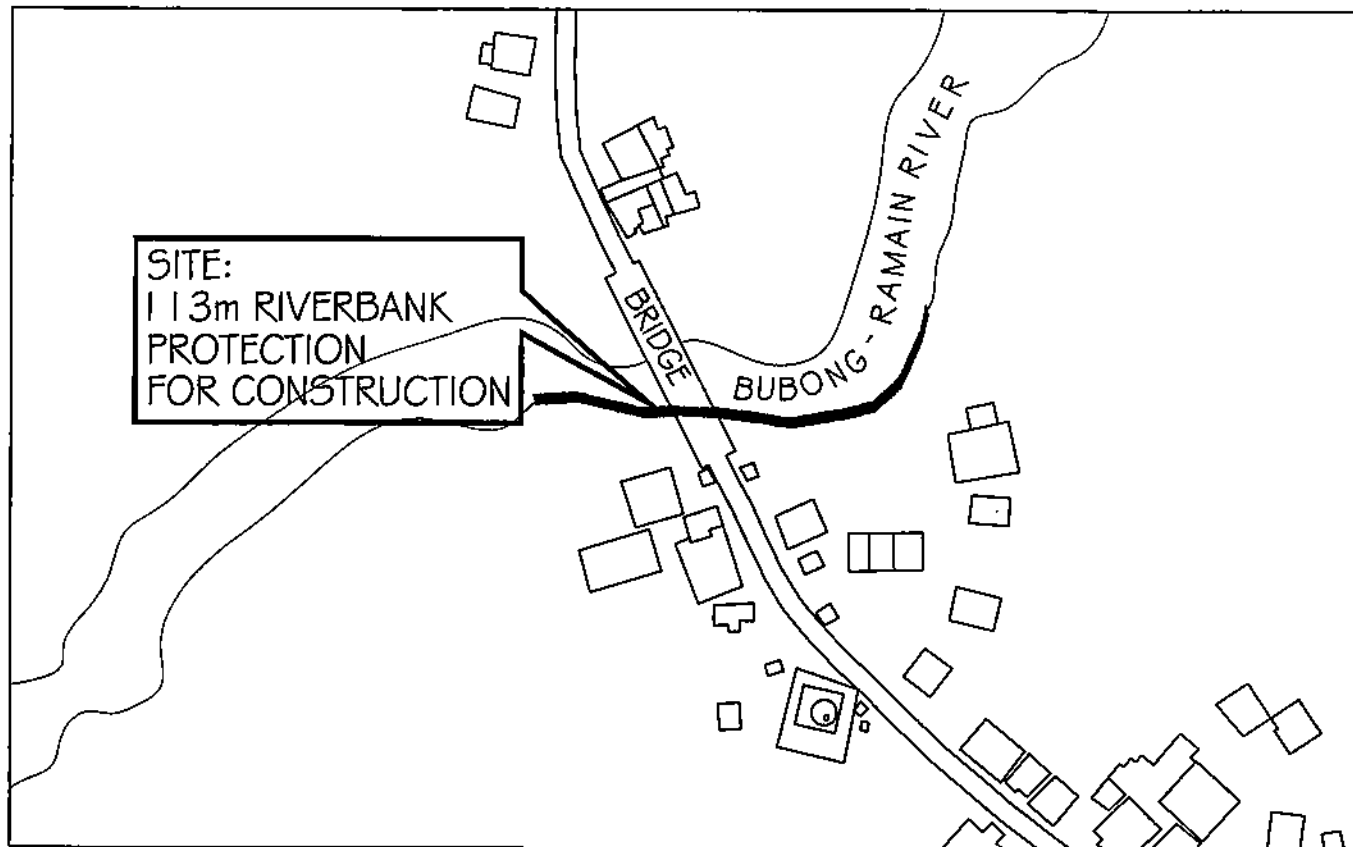
# **SECTION IX**

# **BID DRAWINGS**

# **PACKAGE IV**

**SECTION IX - BID DRAWINGS****CW - CIVIL WORKS**

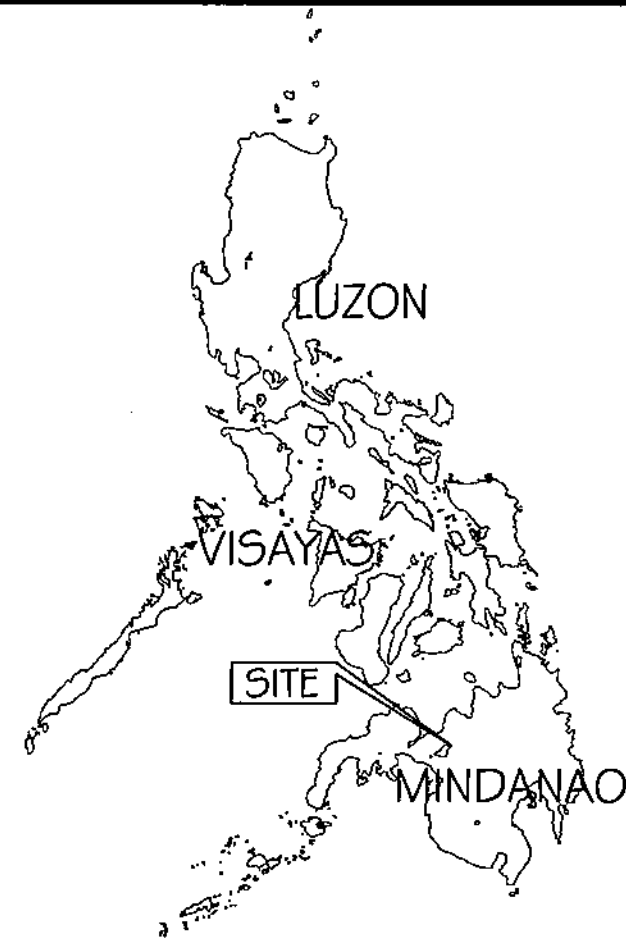
<b><u>DRAWING NO.</u></b>	<b><u>TITLE</u></b>
RPBR-BDC-21.001	PLANS AND MAPS (Key Map, Vicinity Map & Location Plan)
RPBR-BDC-21.002	RIVERBANK PROTECTION (Section, Elevation, Sheet Pile & Pile Cap Details)
RPBR-BDC-21.003	RIVERBANK PROTECTION (Wheel Guard, Weep Holes & Stair Details)



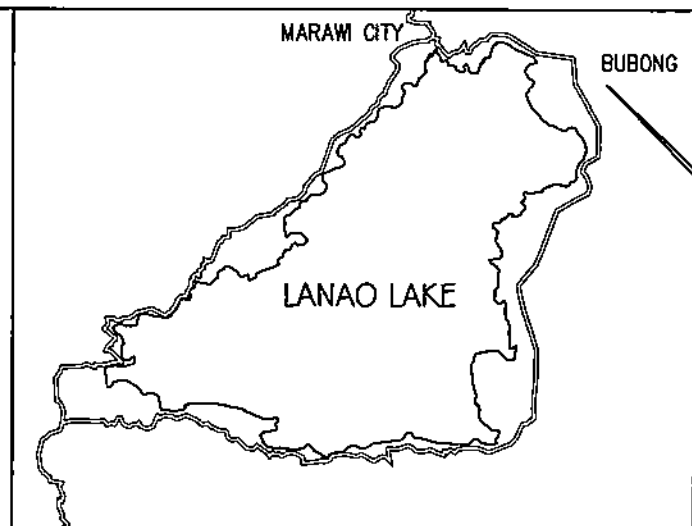
**SITE:**  
113m RIVERBANK  
PROTECTION  
FOR CONSTRUCTION

BRIDGE

BUBONG-RAMAIN RIVER



**KEY MAP**  
NOT TO SCALE




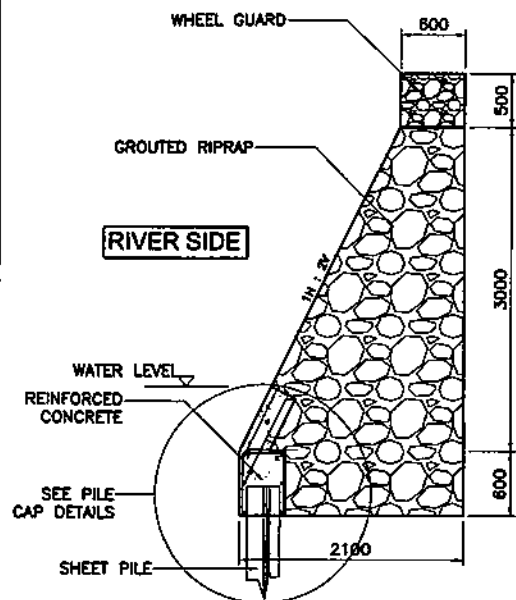
**LOCATION MAP**  
SCALE NTS

**VICINITY MAP**  
SCALE NTS

**SITE COORDINATES:**  
7°58'50.3"N, 124°23'01.4"E

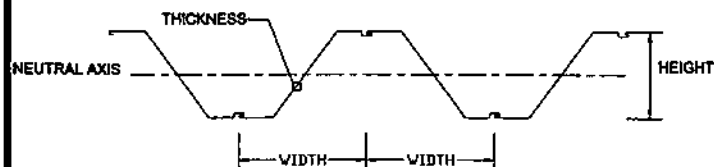


OWNER:		 <b>NATIONAL POWER CORPORATION</b> <small>GABRIEL Y. TORRES BLDG., SEN. MARIANO P. DEL ROSARIO SANITARIO AVENUE (FORMERLY 6th ROAD) CORNER QUEZON AVENUE, DILIMAN 1100 QUEZON CITY, PHILIPPINES</small>	
PROJECT:		CONSTRUCTION OF RIVERBANK PROTECTION AT BUBONG-RAMAIN RIVER, LANAO DEL SUR (CONSTRUCTION OF CONCRETE RIVER WALL IN BUBONG-RAMAIN RIVER, BUBONG, LANAO DEL SUR)	
LOCATION:		BRGY. MALUNGUN, BUBONG, LANAO DEL SUR	
TITLE: <b>PLANS AND MAPS</b> (KEY MAP, VICINITY MAP & LOCATION MAP)			
DESIGNED	BY	CHKD	DATE
DRAWN			
REVIEWED	PRINCIPAL ENGR./ARCHT.		RECOMMENDED:
CHECKED/CHG			MANAGER, C&D
ELEC.			APPROVED:
MECH.			MANAGER, C&D
DWG. NO.		SPECS. NO.	
RPBR-BDC-21.001		MinP23Z1650Sc	
SCALE AS SHOWN		BID DRAWING	
REV.		REV.	
DATE		DATE	
NATURE OF REVISION		BY	
		CHKD.	
		RECD.	
		APPD.	

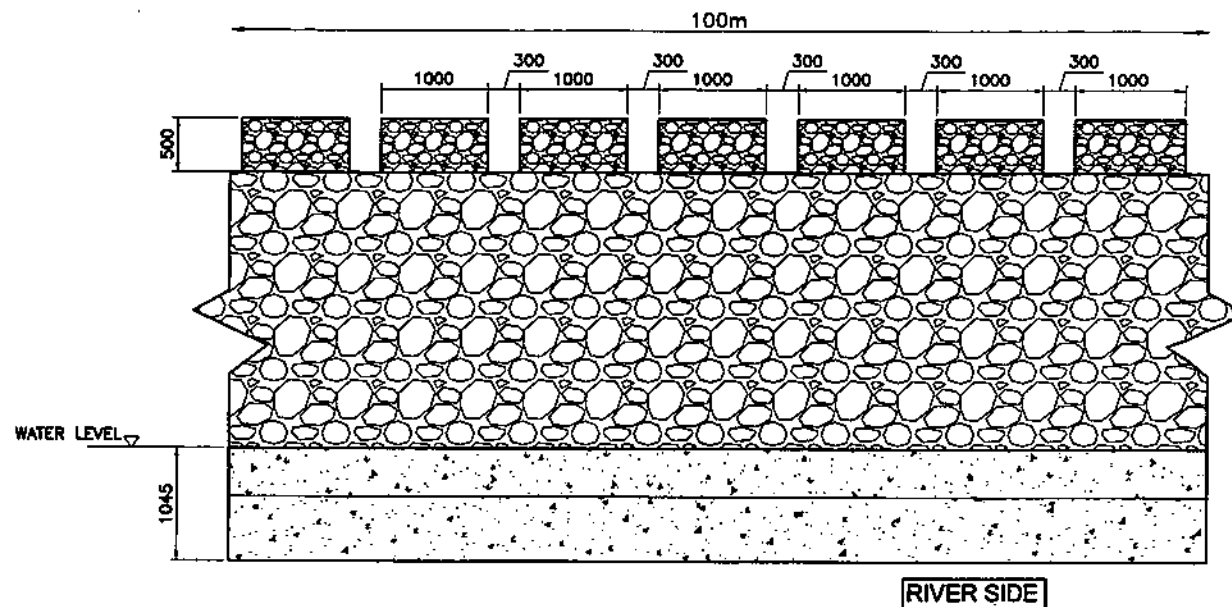


**TYPICAL CROSS SECTION**  
SCALE 1:50

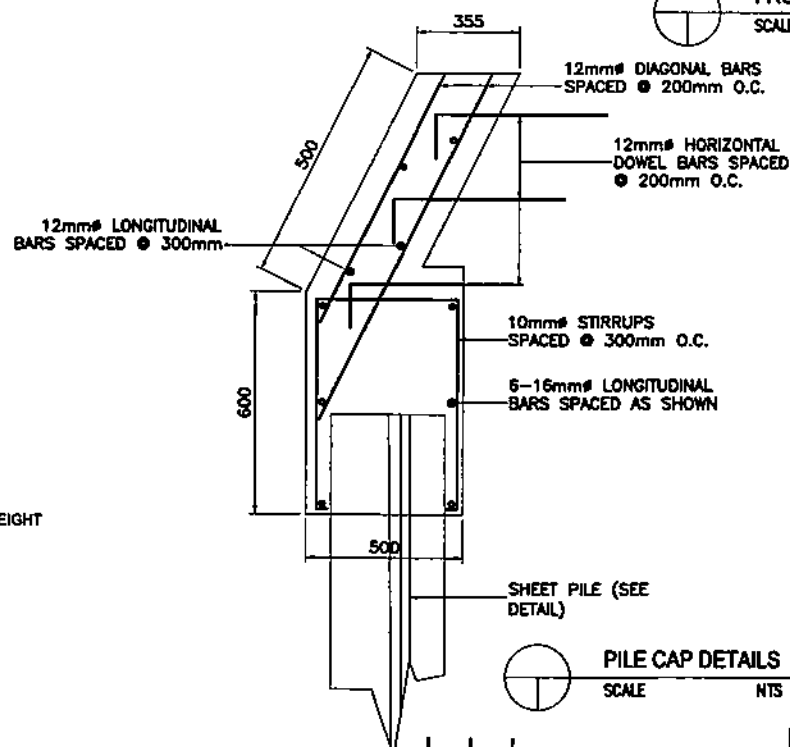
STEEL SHEET PILE PROPERTIES					
WIDTH (mm)	HEIGHT (mm)	THICKNESS FLANGE / WEB (mm)	LENGTH PER PILE (m)	SECTION MODULUS $cm^4 / m$	Fy
770	343.5	8.8	9	1252	36



**SHEET PILES DETAILS**  
SCALE NTS



**FRONT VIEW**  
SCALE 1:50

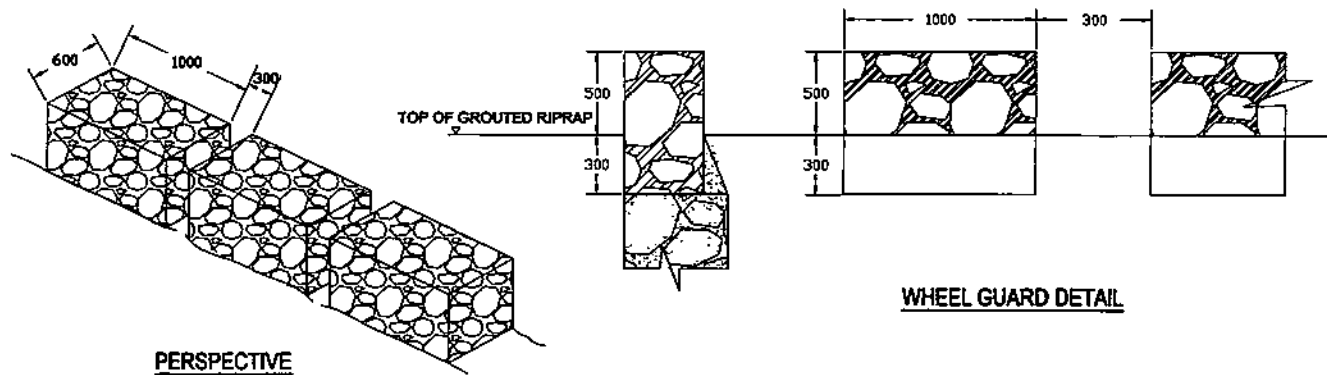


**PILE CAP DETAILS**  
SCALE NTS

#### NOTES:

1. USE 100mm  $\phi$  UPVC PIPE FOR WEEP HOLES WITH 0.60cu.m. OF 20mm GRAVEL BAGGED IN POLYSTER NON-WOVEN FILTER CLOTH.
2. WEEP HOLES SHALL BE SPACED  $\phi$  NOT MORE THAN 2m CENTER TO CENTER IN A STAGGERED MANNER.
3. CONCRETE SHALL HAVE A MINIMUM 28-DAY COMPRESSIVE STRENGTH OF 20.7 MPa (3000 PSI).
4. REINFORCING BARS SHALL CONFORM TO THE LATEST REQUIREMENTS OF PNS FOR DSB GRADE 275.
5. ALL ASPECTS OF CONSTRUCTION AND DETAILING OF REINFORCEMENTS SHALL BE IN ACCORDANCE WITH THE LATEST EDITION OF THE ACI CODE.

OWNER		<b>NATIONAL POWER CORPORATION</b> GABRIEL Y. TORILLO BLDG., WEST LUNARIN DISTRICT, SANTIAGO AVENUE (FORMERLY BIN ROAD) CORNER QUEZON AVENUE, DILMAN 1100 QUEZON CITY, PHILIPPINES	
PROJECT		CONSTRUCTION OF RIVERBANK PROTECTION AT SUBONG-RAMAN RIVER, LANAO DEL SUR (CONSTRUCTION OF CONCRETE RIVER WALL IN SUBONG-RAMAN RIVER, SUBONG, LANAO DEL SUR)	
LOCATION		BRGY. MALLUNGUN, SUBONG, LANAO DEL SUR	
TITLE <b>RIVERBANK PROTECTION</b> (SECTION, ELEVATION, SHEET PILE & PILE CAP DETAILS)			
DESIGNED	BY	CHKD	DATE
DRWN	PRINCIPAL ENGR. / ARCHT.		SUBMITTED: <i>H. C. MENDOZA</i>
REVIEWED	RECOMMENDED: <i>A. C. ESPINOSA</i>		APPROVED: <i>G. B. MAGPANG JR.</i>
CHECKED	ELEC.		MECH.
DWG. NO. <b>RPBR-BDC-21.002</b>		SPECS. NO. <b>MinP23Z1650Sc</b>	
SCALE AS SHOWN		<b>BID DRAWING</b>	
REV. DATE		NATURE OF REVISION	
BY		CHKD. RECD. APPD.	



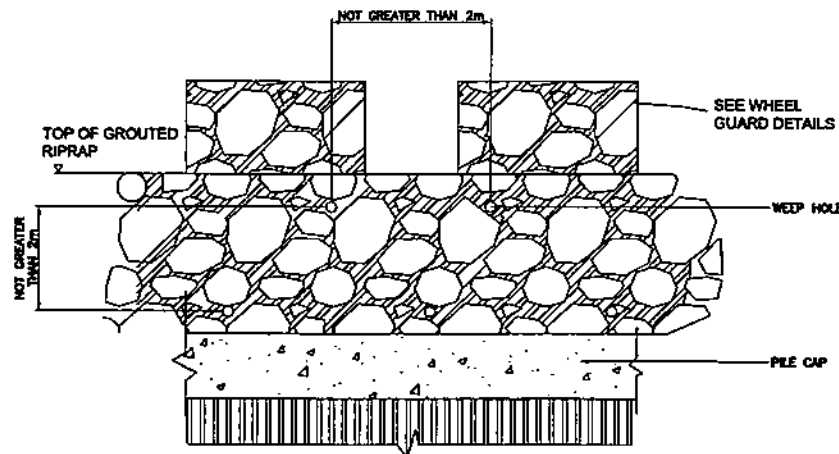
PERSPECTIVE





WHEEL GUARD DETAIL



# NOTES:

1. USE 100mmØ uPVC PIPE FOR WEEP HOLES WITH 0.60cu.m. OF 20mm GRAVEL BAGGED IN POLYESTER NON-WOVEN FILTER CLOTH.
2. WEEP HOLES SHALL BE SPACED @ NOT MORE THAN 2m CENTER TO CENTER IN A STAGGERED MANNER.
3. CONCRETE SHALL HAVE A MINIMUM 28-DAY COMPRESSIVE STRENGTH OF 20.7 MPa (3000 PSI).
4. REINFORCING BARS SHALL CONFORM TO THE LATEST REQUIREMENTS OF PNS FOR DSB GRADE 275.
5. ALL ASPECTS OF CONSTRUCTION AND DETAILING OF REINFORCEMENTS SHALL BE IN ACCORDANCE WITH THE LATEST EDITION OF THE ACI CODE.



OWNER:		 <b>NATIONAL POWER CORPORATION</b> <small>GABRIEL Y. ITCHON BLDG., SEN. MIRIAM F. DEFENSOR-SANTAGO AVENUE (FORMERLY BR ROAD) CORNER QUEZON AVENUE, DUMAN 1105 QUEZON CITY, PHILIPPINES</small>	
PROJECT:		CONSTRUCTION OF RIVERBANK PROTECTION AT BUBONG-RAMAIN RIVER, LANAO DEL SUR (CONSTRUCTION OF CONCRETE RIVER WALL IN BUBONG-RAMAIN RIVER, BUBONG, LANAO DEL SUR)	
LOCATION:		BRGY. MALINGUN, BUBONG, LANAO DEL SUR	
TITLE:		RIVERBANK PROTECTION (WHEEL GUARD, WEEP HOLES AND STAIR DETAILS)	
DESIGNED	BY	CHKD	DATE
DRAWN	BY	CHKD	DATE
REVIEWED	BY	CHKD	DATE
CIVIL/ARCHT	BY	CHKD	DATE
ELEC	BY	CHKD	DATE
MECH	BY	CHKD	DATE
SUBMITTED:		 <small>Principal Engr. A</small>	
RECOMMENDED:		 <small>Principal Engr. A</small>	
APPROVED:		 <small>Principal Engr. A</small>	
DWG. NO.		SPEC. NO.	
RPBR-BDC-21.003		MinP23Z1650Sc	
SCALE AS SHOWN		BID DRAWING	
REV.		REV.	
DATE		DATE	
NATURE OF REVISION		NATURE OF REVISION	
BY		BY	
CHKD		CHKD	
RECD		RECD	
APPL		APPL	